



Lon: -117°15'41.13"W

Lat: 32°59'36.25N

Donor Wall

Main Hospital

Salinas Valley Memorial Hospital
450 E. Romie Lane
Salinas, CA 93901

August 12, 2013



13-1135-00



DONOR WALL - PROPOSED DESIGN AND LOCATION
SCALE: NTS



SEATTLE • SAN DIEGO

MAIN OFFICE
380 STEVENS AVENUE #307
SOLANA BEACH, CA 92075

PHONE: 858.345.1542

CLIENT INFORMATION:
**Salinas Valley
Memorial Hospital
450 E. Romie Lane
Salinas, CA 93901**

APPROVALS:
IG ACCOUNT MANAGER _____
IG PRODUCTION MANAGER _____
CLIENT APPROVAL _____

SALES REP:
R. Redmon
DESIGNER:
T. West

REVISION DATES:
1
2
3
4
5


VOLTAGE: **120V** ☐
240V ☐

THIS ORIGINAL UNPUBLISHED DESIGN IS THE SOLE PROPERTY OF IMAGE GROUP. IT CANNOT BE REPRODUCED, COPIED OR EXHIBITED IN WHOLE OR PART, WITHOUT FIRST OBTAINING WRITTEN CONSENT FROM IMAGE GROUP. COLORS REPRESENTED IN THIS DRAWING ARE FOR PRESENTATION PURPOSES ONLY. THEY MAY NOT MATCH YOUR FINISHED PRODUCT PERFECTLY. COLOR CALL-OUTS ARE FOR REFERENCE PURPOSES ONLY.

PRIMARY ELECTRICAL TO SIGN LOCATIONS IS TO BE PROVIDED BY OTHERS. 20 AMP DEDICATED CIRCUIT(S) WITH NO SHARED NEUTRALS AND A GROUND RETURNING TO THE PANEL IS REQUIRED FOR ALL INSTALLATIONS. THIS SIGN IS INTENDED TO BE INSTALLED IN ACCORDANCE WITH THE REQUIREMENTS OF ARTICLE 600 OF THE NATIONAL ELECTRICAL CODE AND/OR OTHER APPLICABLE LOCAL CODES. THIS INCLUDES PROPER GROUNDING AND BONDING OF THE SIGN.

DATE:
8-12-2013
PROJECT:
Donor Wall
DRAWING NO:
13-1135-00

SIGN TYPE:
**DN.50
Donor Wall**



ELEVATION - DONOR WALL DN.50
SCALE: 3/8" - 1'-0" QTY: 1

NOTE: STRUCTURAL BLOCKING IN WALL PROVIDED BY OWNER

Image Courtesy of Kirk Kennedy

VINYL TEXT DETAIL
SCALE: 1-1/2" - 1'-0"

ON PANEL #13 ONLY
1" VINYL TEXT APPLIED SECOND
SURFACE TO FRONT PANEL
COLOR: 3M MATTE BLACK #7725-22
FONT: FUTURA MEDIUM



SEATTLE • SAN DIEGO

MAIN OFFICE
380 STEVENS AVENUE #307
SOLANA BEACH, CA 92075

PHONE: 858.345.1542

CLIENT INFORMATION:
**Salinas Valley
Memorial Hospital**
450 E. Romie Lane
Salinas, CA 93901

APPROVALS:
IG ACCOUNT MANAGER _____
IG PRODUCTION MANAGER _____
CLIENT APPROVAL _____

SALES REP:
R. Redmon
DESIGNER:
T. West


REVISION DATES:
1
2
3
4
5

VOLTAGE: 120V ☐
240V ☐

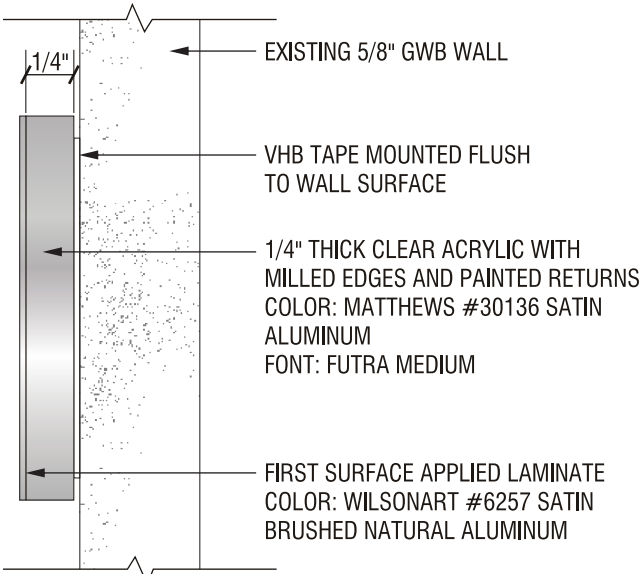
THIS ORIGINAL UNPUBLISHED DESIGN IS THE SOLE PROPERTY OF IMAGE GROUP. IT CANNOT BE REPRODUCED, COPIED OR EXHIBITED IN WHOLE OR PART, WITHOUT FIRST OBTAINING WRITTEN CONSENT FROM IMAGE GROUP. COLORS REPRESENTED IN THIS DRAWING ARE FOR PRESENTATION PURPOSES ONLY. THEY MAY NOT MATCH YOUR FINISHED PRODUCT PERFECTLY. COLOR CALL-OUTS ARE FOR REFERENCE PURPOSES ONLY.

PRIMARY ELECTRICAL TO SIGN LOCATIONS IS TO BE PROVIDED BY OTHERS. 20 AMP DEDICATED CIRCUIT(S) WITH NO SHARED NEUTRALS AND A GROUND RETURNING TO THE PANEL IS REQUIRED FOR ALL INSTALLATIONS. THIS SIGN IS INTENDED TO BE INSTALLED IN ACCORDANCE WITH THE REQUIREMENTS OF ARTICLE 600 OF THE NATIONAL ELECTRICAL CODE AND/OR OTHER APPLICABLE LOCAL CODES. THIS INCLUDES PROPER GROUNDING AND BONDING OF THE SIGN.

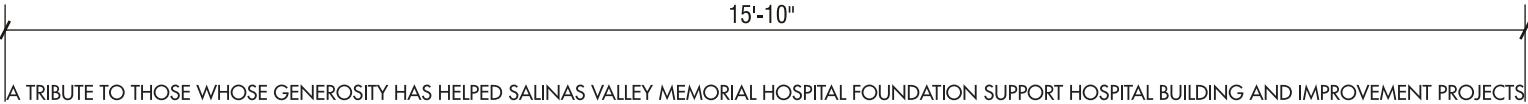
DATE:
8-12-2013
PROJECT:
Donor Wall
DRAWING NO:
13-1135-00
SIGN TYPE:
DN.50
Donor Wall



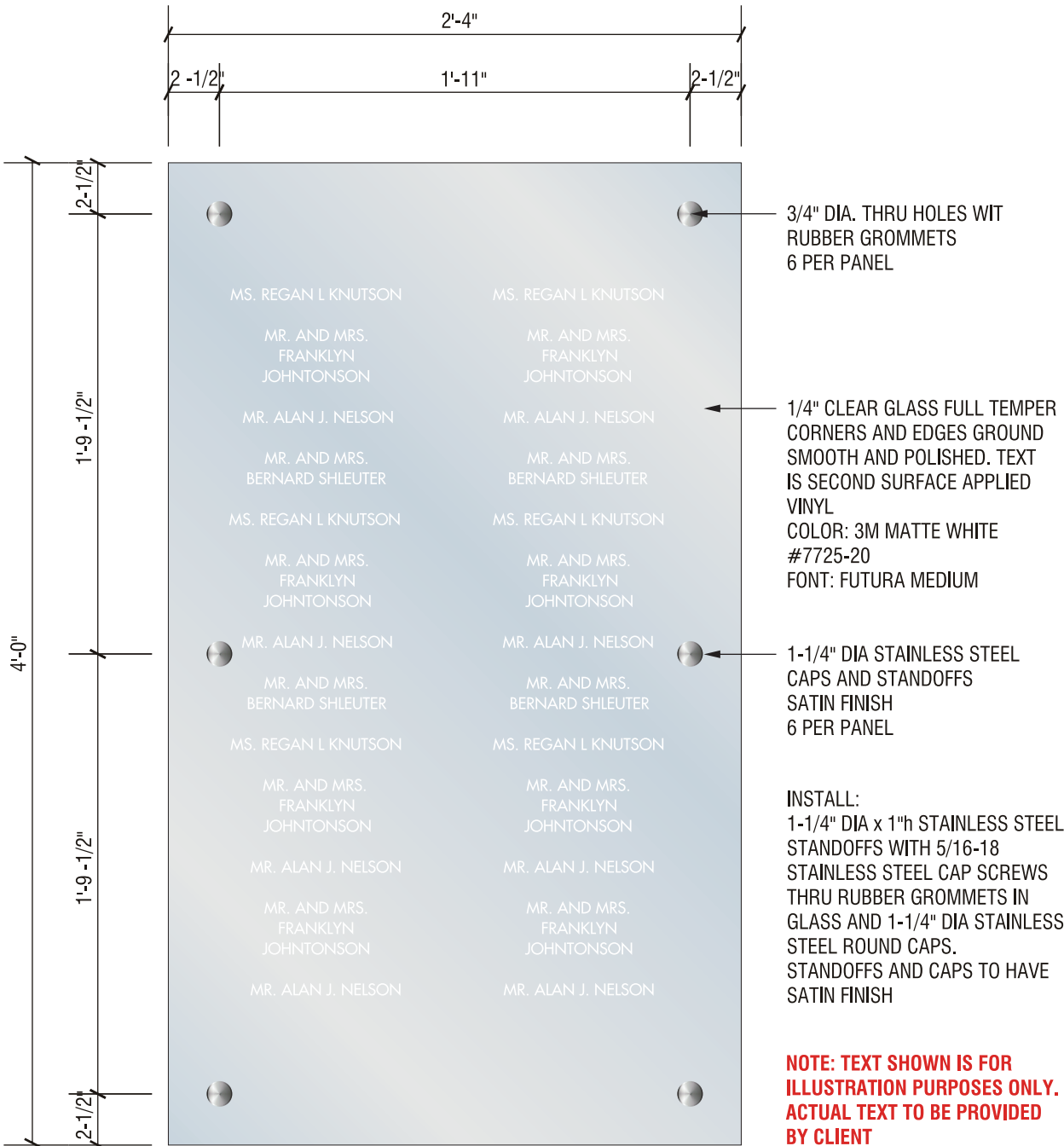
DIMENSIONAL LETTERS
SCALE: 1" = 1" QTY: 123 LTRS



SIDE VIEW
SCALE: 1" = 1"




ELEVATION - DIMENSIONAL LETTERS
SCALE: 3/8" = 1'-0"



FRONT PANELS
SCALE: 1-1/2" = 1'-0" QTY: 13

NOTE: TEXT SHOWN IS FOR ILLUSTRATION PURPOSES ONLY. ACTUAL TEXT TO BE PROVIDED BY CLIENT

PANEL #13 TO HAVE IMAGE COURTESY TEXT: SEE SHEET #2



SEATTLE • SAN DIEGO

MAIN OFFICE
380 STEVENS AVENUE #307
SOLANA BEACH, CA 92075

PHONE: 858.345.1542

CLIENT INFORMATION:

Salinas Valley Memorial Hospital
450 E. Romie Lane
Salinas, CA 93901

APPROVALS:

IG ACCOUNT MANAGER _____

IG PRODUCTION MANAGER _____

CLIENT APPROVAL _____

SALES REP:
R. Redmon

DESIGNER:
T. West

REVISION DATES:

1
2
3
4
5

VOLTAGE: **120V** ☐
240V ☐

THIS ORIGINAL UNPUBLISHED DESIGN IS THE SOLE PROPERTY OF IMAGE GROUP. IT CANNOT BE REPRODUCED, COPIED OR EXHIBITED IN WHOLE OR PART, WITHOUT FIRST OBTAINING WRITTEN CONSENT FROM IMAGE GROUP. COLORS REPRESENTED IN THIS DRAWING ARE FOR PRESENTATION PURPOSES ONLY. THEY MAY NOT MATCH YOUR FINISHED PRODUCT PERFECTLY. COLOR CALL-OUTS ARE FOR REFERENCE PURPOSES ONLY.

PRIMARY ELECTRICAL TO SIGN LOCATIONS IS TO BE PROVIDED BY OTHERS. 20 AMP DEDICATED CIRCUIT(S) WITH NO SHARED NEUTRALS AND A GROUND RETURNING TO THE PANEL IS REQUIRED FOR ALL INSTALLATIONS. THIS SIGN IS INTENDED TO BE INSTALLED IN ACCORDANCE WITH THE REQUIREMENTS OF ARTICLE 600 OF THE NATIONAL ELECTRICAL CODE AND/OR OTHER APPLICABLE LOCAL CODES. THIS INCLUDES PROPER GROUNDING AND BONDING OF THE SIGN.

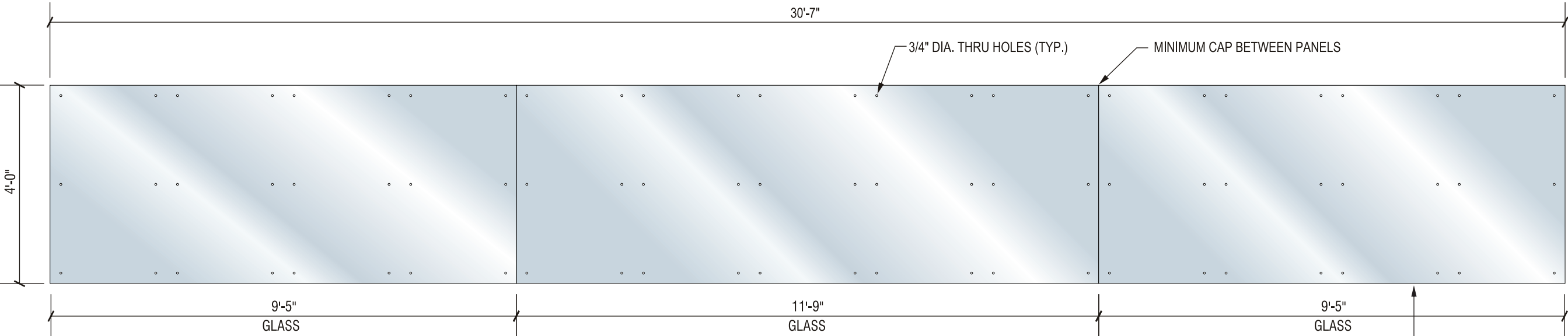
DATE:
8-12-2013

PROJECT:
Donor Wall

DRAWING NO:
13-1135-00


SIGN TYPE:
DN.50
Donor Wall

Page 3 of 5



BACK PANELS

SCALE: NTS **QTY: 1 SET (3 PANELS)**



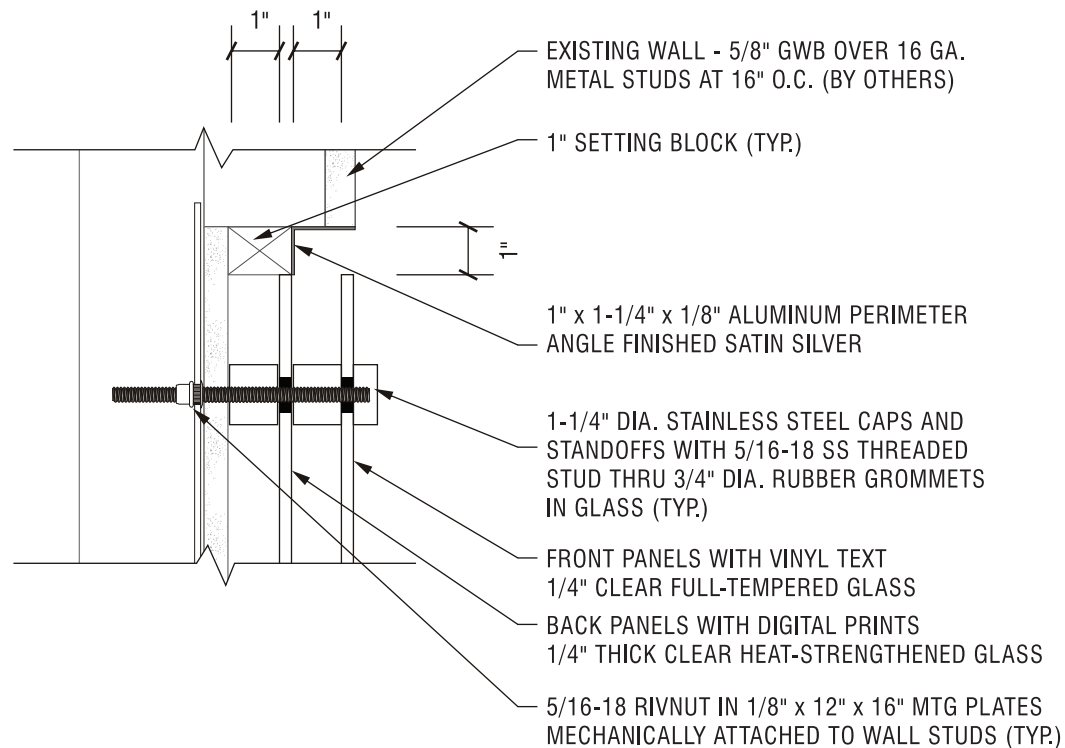
DIGITAL PRINTS

SCALE: NTS **QTY: 1 SET (3 PANELS)**

1/4" CLEAR GLASS HEAT STRENGTHENED
WITH CORNERS AND EDGES GROUND
SMOOTH AND POLISHED

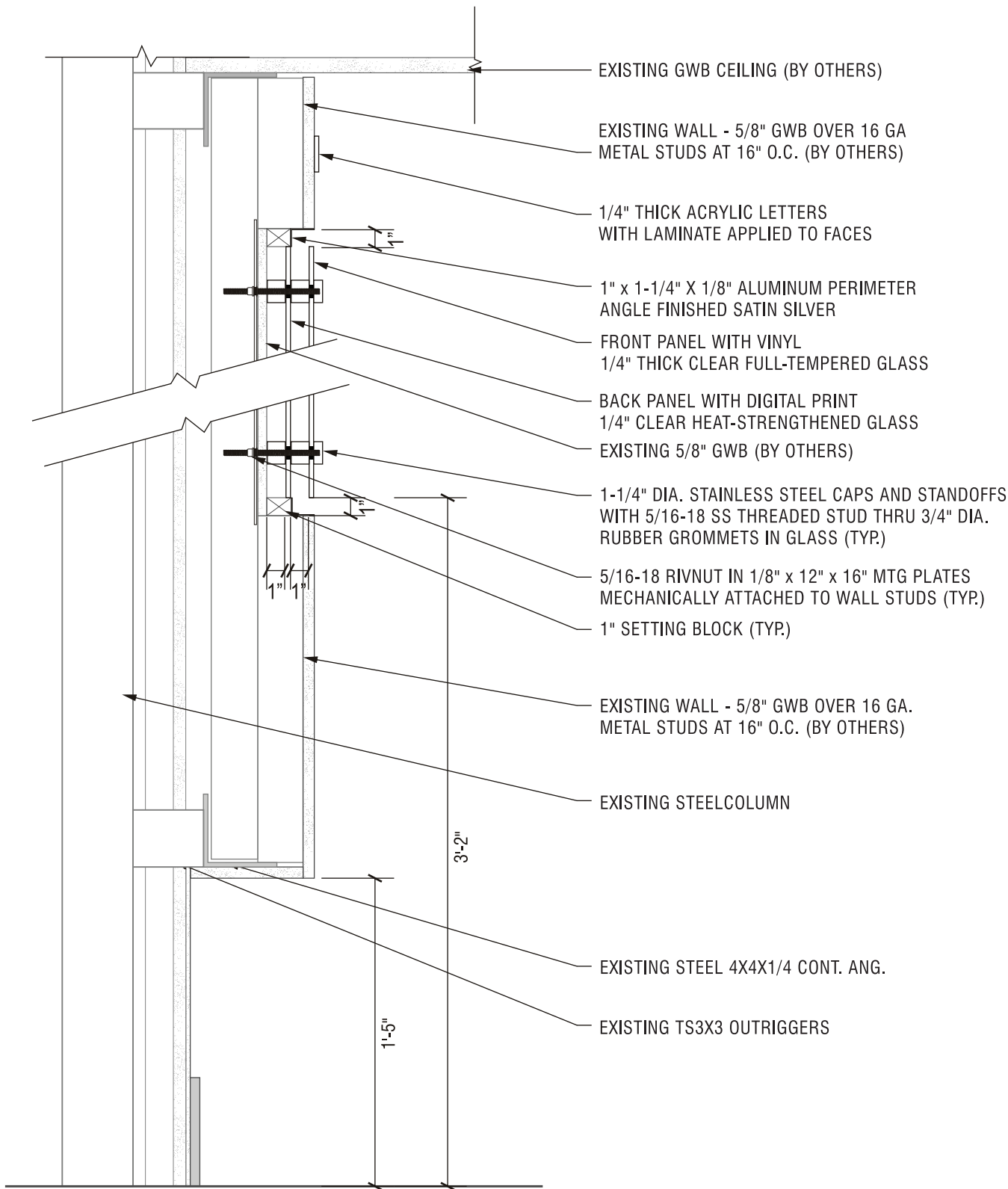
DIGITAL PRINT APPLIED FIRST
SURFACE TO GLASS BACK PANEL

**NOTE: ARTWORK SHOWN FOR
ILLUSTRATION PURPOSES ONLY.
FOR PRODUCTION, USE FULL
SIZE ARTWORK PROVIDED BY
IMAGE GROUP**



TYPICAL MOUNTING DETAIL
SCALE: 3" = 1'-0"

NOTE:
STRUCTURAL BLOCKING IN WALL TO SUPPORT MOUNTING HARDWARE TO BE PROVIDED BY OWNER.



TYPICAL SECTION DETAIL
SCALE: 1-1/2" = 1'-0"

NOTE:
STRUCTURAL BLOCKING IN WALL TO SUPPORT MOUNTING HARDWARE TO BE PROVIDED BY OWNER.

CLIENT INFORMATION:

**Salinas Valley
Memorial Hospital**
450 E. Romie Lane
Salinas, CA 93901

APPROVALS:

IG ACCOUNT MANAGER _____

IG PRODUCTION MANAGER _____

CLIENT APPROVAL _____

SALES REP:

R. Redmon

DESIGNER:

T. West

REVISION DATES:

1

2

3

4

5

VOLTAGE:

120V ☐
240V ☐

THIS ORIGINAL UNPUBLISHED DESIGN IS THE SOLE PROPERTY OF IMAGE GROUP. IT CANNOT BE REPRODUCED, COPIED OR EXHIBITED IN WHOLE OR PART, WITHOUT FIRST OBTAINING WRITTEN CONSENT FROM IMAGE GROUP. COLORS REPRESENTED IN THIS DRAWING ARE FOR PRESENTATION PURPOSES ONLY. THEY MAY NOT MATCH YOUR FINISHED PRODUCT PERFECTLY. COLOR CALL-OUTS ARE FOR REFERENCE PURPOSES ONLY.

PRIMARY ELECTRICAL TO SIGN LOCATIONS IS TO BE PROVIDED BY OTHERS. 20 AMP DEDICATED CIRCUIT(S) WITH NO SHARED NEUTRALS AND A GROUND RETURNING TO THE PANEL IS REQUIRED FOR ALL INSTALLATIONS. THIS SIGN IS INTENDED TO BE INSTALLED IN ACCORDANCE WITH THE REQUIREMENTS OF ARTICLE 600 OF THE NATIONAL ELECTRICAL CODE AND/OR OTHER APPLICABLE LOCAL CODES. THIS INCLUDES PROPER GROUNDING AND BONDING OF THE SIGN.

DATE:

8-12-2013

PROJECT:

Donor Wall

DRAWING NO:

13-1135-00

SIGN TYPE:

DN.50

Donor Wall