



MRI Building Sign

Main Hospital

**Salinas Valley Memorial Hospital
450 E. Romie Lane
Salinas, CA 93901**

REV 2, September 12, 2013



CLIENT INFORMATION:

**Salinas Valley
Memorial Hospital**
450 E. Romie Lane
Salinas, CA 93901

APPROVALS:

IG ACCOUNT MANAGER _____
IG PRODUCTION MANAGER _____
CLIENT APPROVAL _____

SALES REP:

R. Redmon
DESIGNER:
T. West

REVISION DATES:

- ① 9-03-13 tw
- ② 9-12-13 tw
- ③
- ④
- ⑤

VOLTAGE: 120V
240V

THIS ORIGINAL UNPUBLISHED DESIGN IS THE SOLE PROPERTY OF IMAGE GROUP. IT CANNOT BE REPRODUCED, COPIED OR EXHIBITED IN WHOLE OR PART, WITHOUT FIRST OBTAINING WRITTEN CONSENT FROM IMAGE GROUP. COLORS REPRESENTED IN THIS DRAWING ARE FOR PRESENTATION PURPOSES ONLY. THEY MAY NOT MATCH YOUR FINISHED PRODUCT PERFECTLY. COLOR CALL-OUTS ARE FOR REFERENCE PURPOSES ONLY.

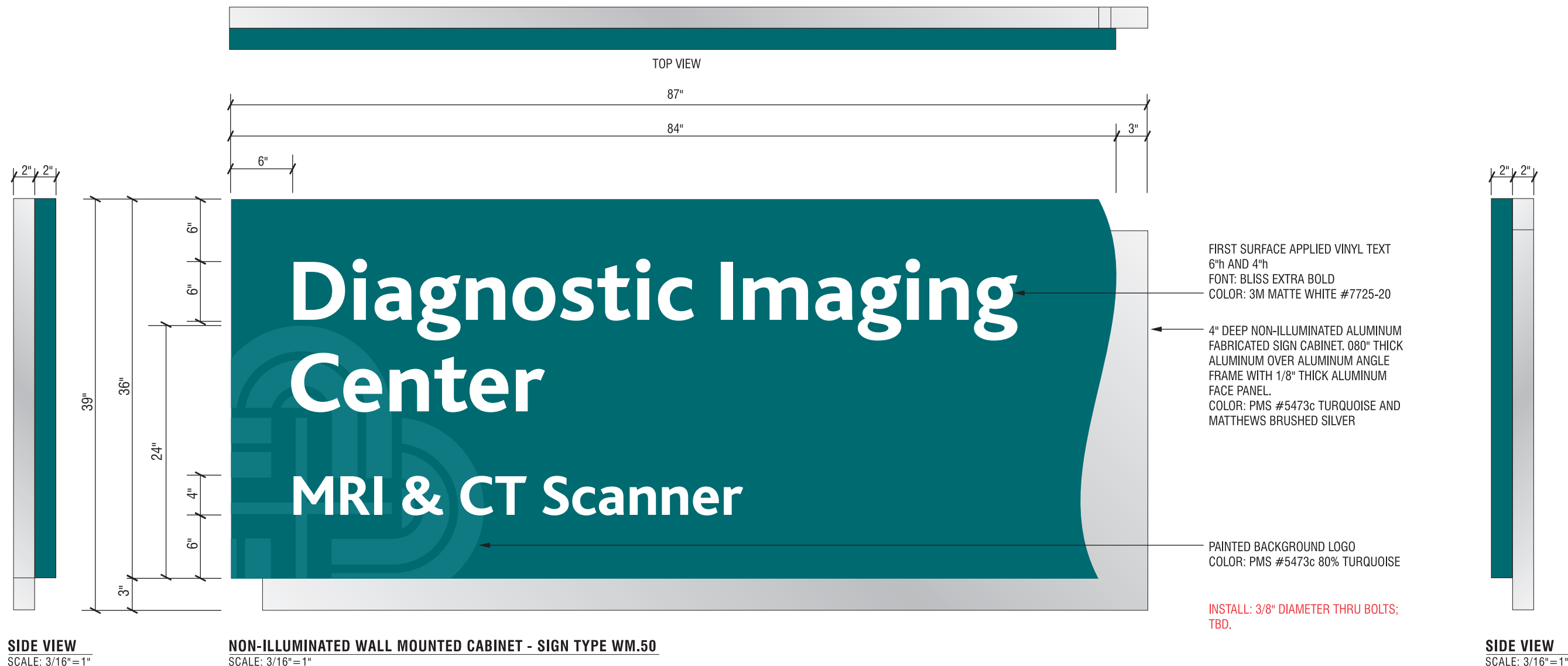
PRIMARY ELECTRICAL TO SIGN LOCATIONS IS TO BE PROVIDED BY OTHERS. 20 AMP DEDICATED CIRCUIT(S) WITH NO SHARED NEUTRALS AND A GROUND RETURNING TO THE PANEL IS REQUIRED FOR ALL INSTALLATIONS. THIS SIGN IS INTENDED TO BE INSTALLED IN ACCORDANCE WITH THE REQUIREMENTS OF ARTICLE 600 OF THE NATIONAL ELECTRICAL CODE AND/OR OTHER APPLICABLE LOCAL CODES. THIS INCLUDES PROPER GROUNDING AND BONDING OF THE SIGN.

DATE:
7-25-2013

PROJECT:
MRI Building Signage

DRAWING NO:
13-1131-02





SIGN TYPE:
**WM.50
Non-illuminated
Wall Mounted Sign**



ABCDEFGHIJKLMNOPQRSTUVWXYZ
abcdefghijklmnopqrstuvwxyz
1234567890

BLISS EXTRA BOLD

COLOR LEGEND

 PMS #5363c Turquoise	 PMS #5473c 80% Turquoise	 Matthews Brushed Silver	 3M Matte White #7725-20
--	--	---	---



EXISTING SIGN



NEW SIGN

CLIENT INFORMATION:

**Salinas Valley
Memorial Hospital**
450 E. Romie Lane
Salinas, CA 93901

APPROVALS:

IG ACCOUNT MANAGER _____
IG PRODUCTION MANAGER _____
CLIENT APPROVAL _____

SALES REP:

R. Redmon
DESIGNER:
T. West

REVISION DATES:

- 1 9-03-13 tw
- 2 9-12-13 tw
- 3
- 4
- 5

VOLTAGE: 120V
 240V

THIS ORIGINAL UNPUBLISHED DESIGN IS THE SOLE PROPERTY OF IMAGE GROUP. IT CANNOT BE REPRODUCED, COPIED OR EXHIBITED IN WHOLE OR PART, WITHOUT FIRST OBTAINING WRITTEN CONSENT FROM IMAGE GROUP. COLORS REPRESENTED IN THIS DRAWING ARE FOR PRESENTATION PURPOSES ONLY. THEY MAY NOT MATCH YOUR FINISHED PRODUCT PERFECTLY. COLOR CALL-OUTS ARE FOR REFERENCE PURPOSES ONLY.

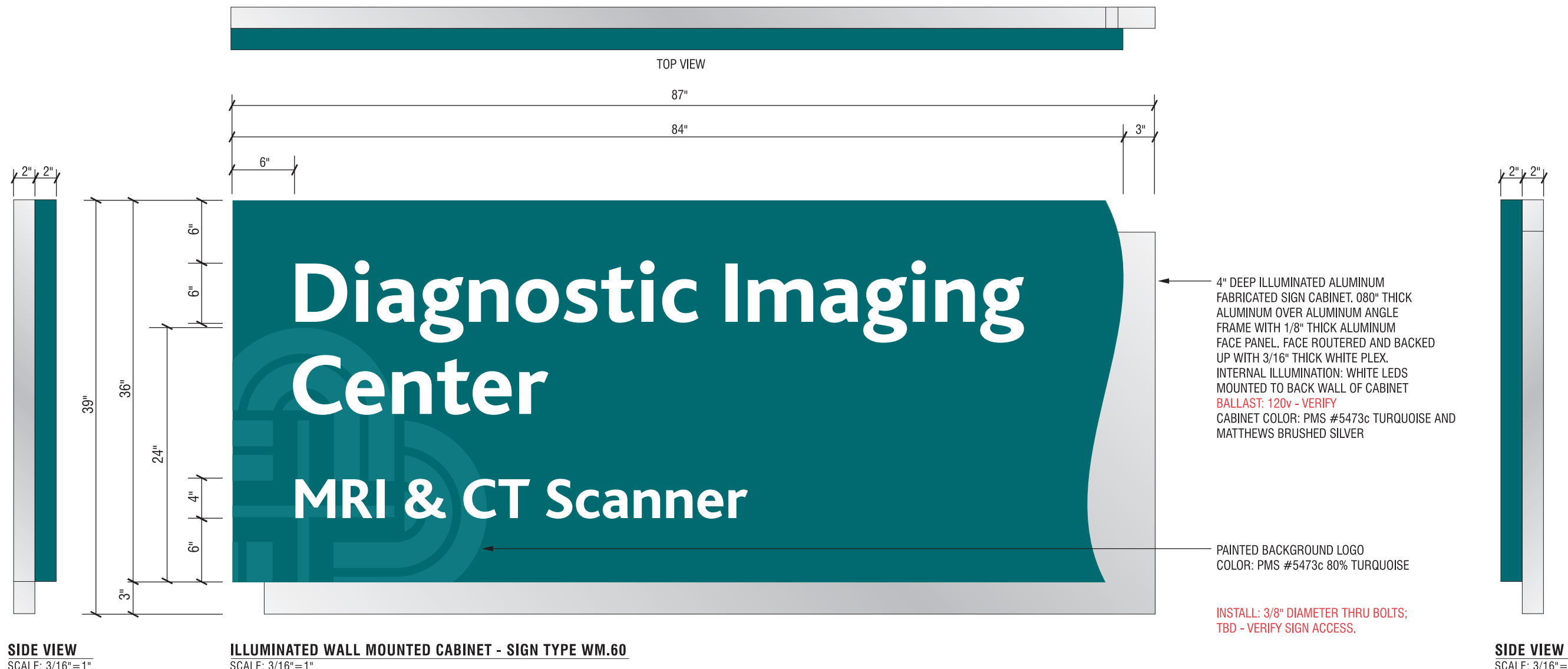
PRIMARY ELECTRICAL TO SIGN LOCATIONS IS TO BE PROVIDED BY OTHERS. 20 AMP DEDICATED CIRCUIT(S) WITH NO SHARED NEUTRALS AND A GROUND RETURNING TO THE PANEL IS REQUIRED FOR ALL INSTALLATIONS. THIS SIGN IS INTENDED TO BE INSTALLED IN ACCORDANCE WITH THE REQUIREMENTS OF ARTICLE 600 OF THE NATIONAL ELECTRICAL CODE AND/OR OTHER APPLICABLE LOCAL CODES. THIS INCLUDES PROPER GROUNDING AND BONDING OF THE SIGN.

DATE:
7-25-2013

PROJECT:
MRI Building Signage

DRAWING NO:
13-1131-02

SIGN TYPE:
**WM.60
Illuminated
Wall Mounted Sign**



SIDE VIEW
SCALE: 3/16"=1"





ILLUMINATED WALL MOUNTED CABINET - SIGN TYPE WM.60
SCALE: 3/16"=1"

SIDE VIEW
SCALE: 3/16"=1"

ABCDEFGHIJKLMNOPQRSTUVWXYZ
abcdefghijklmnopqrstuvwxyz
1234567890

BLISS EXTRA BOLD

COLOR LEGEND

 PMS #5363c Turquoise	 PMS #5473c 80% Turquoise	 Matthews Brushed Silver	 3M Matte White #7725-20
--	--	---	---



EXISTING SIGN



NEW SIGN