



Basement

Main Hospital

Salinas Valley Memorial Hospital
450 E. Romie Lane
Salinas, CA 93901

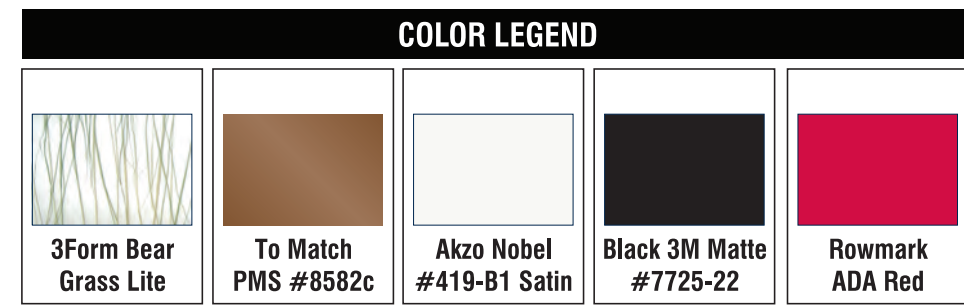
April 22, 2013



13-1069-00

INDEX

PAGE	TYPE	DESCRIPTION
1	-	Sheet Index/Graphic Standards
2	B.2	Directional - 15 strip
3	B.3	Directional - Small
4	H	Room ID
	J.2	Projecting ID
5	J	Restroom ID
6	J.3	California Restroom - Unisex
	J.4	California Restroom - Men
	J.5	California Restroom - Women
7	P	Warning - Small
8	-	Location Plan



ABCDEFGHIJKLMNOPQRSTUVWXYZ abcdefghijklmnopqrstuvwxyz 1234567890

Futura Heavy

ABCDEFGHIJKLMNOPQRSTUVWXYZ abcdefghijklmnopqrstuvwxyz 1234567890

Futura Medium

ABCDEFGHIJKLMNOPQRSTUVWXYZ abcdefghijklmnopqrstuvwxyz 1234567890

Times Bold Italic



Women

Men

Unisex

Accessible

Do Not Enter

No Cell Phone

Stair/In Case of Fire

Telephone

Standard Arrow

CLIENT INFORMATION:

**Salinas Valley
Memorial Hospital**
450 E. Romie Lane
Salinas, CA 93901

APPROVALS:

IG ACCOUNT MANAGER _____
IG PRODUCTION MANAGER _____
CLIENT APPROVAL _____

SALES REP:

R. Redmon
DESIGNER:
T. West

REVISION DATES:

- 1
- 2
- 3
- 4
- 5

VOLTAGE: 120V
 240V

THIS ORIGINAL UNPUBLISHED DESIGN IS THE SOLE PROPERTY OF IMAGE GROUP. IT CANNOT BE REPRODUCED, COPIED OR EXHIBITED IN WHOLE OR PART, WITHOUT FIRST OBTAINING WRITTEN CONSENT FROM IMAGE GROUP. COLORS REPRESENTED IN THIS DRAWING ARE FOR PRESENTATION PURPOSES ONLY. THEY MAY NOT MATCH YOUR FINISHED PRODUCT PERFECTLY. COLOR CALL-OUTS ARE FOR REFERENCE PURPOSES ONLY.

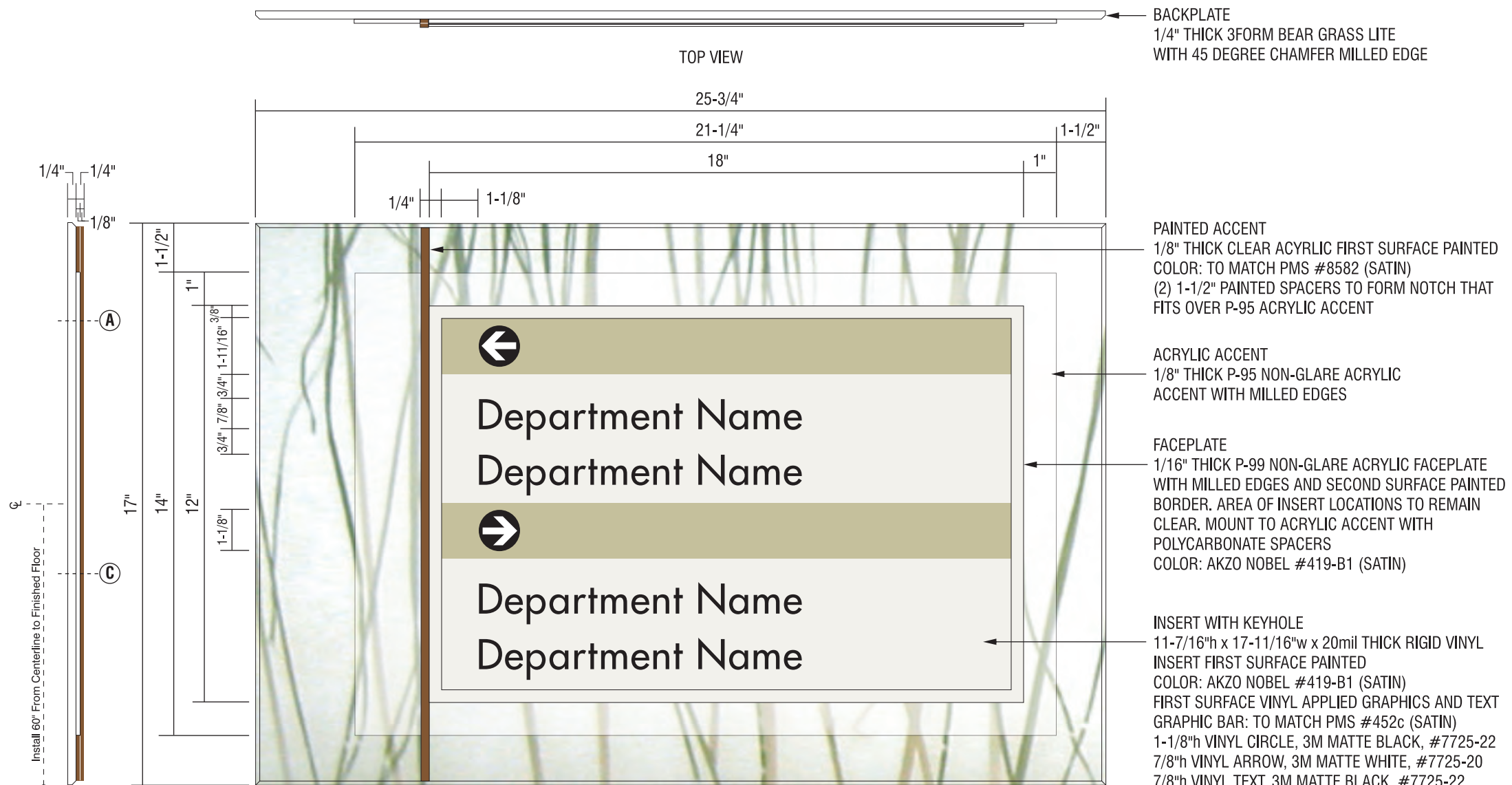
PRIMARY ELECTRICAL TO SIGN LOCATIONS IS TO BE PROVIDED BY OTHERS. 20 AMP DEDICATED CIRCUIT(S) WITH NO SHARED NEUTRALS AND A GROUND RETURNING TO THE PANEL IS REQUIRED FOR ALL INSTALLATIONS. THIS SIGN IS INTENDED TO BE INSTALLED IN ACCORDANCE WITH THE REQUIREMENTS OF ARTICLE 600 OF THE NATIONAL ELECTRICAL CODE AND/OR OTHER APPLICABLE LOCAL CODES. THIS INCLUDES PROPER GROUNDING AND BONDING OF THE SIGN.

DATE:
4-22-2013

PROJECT:
Basement

DRAWING NO:
13-1069-00

SIGN TYPE:
B.3
Directional - Small



SIDE VIEW
SCALE: 1/4"=1"

DIRECTIONAL SMALL - SIGN TYPE B.3
SCALE: 1/4"=1"

BACKPLATE
1/4" THICK 3FORM BEAR GRASS LITE
WITH 45 DEGREE CHAMFER MILLED EDGE

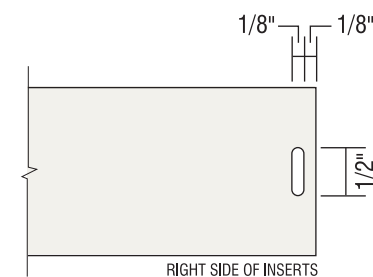
PAINTED ACCENT
1/8" THICK CLEAR ACRYLIC FIRST SURFACE PAINTED
COLOR: TO MATCH PMS #8582 (SATIN)
(2) 1-1/2" PAINTED SPACERS TO FORM NOTCH THAT
FITS OVER P-95 ACRYLIC ACCENT

ACRYLIC ACCENT
1/8" THICK P-95 NON-GLARE ACRYLIC
ACCENT WITH MILLED EDGES

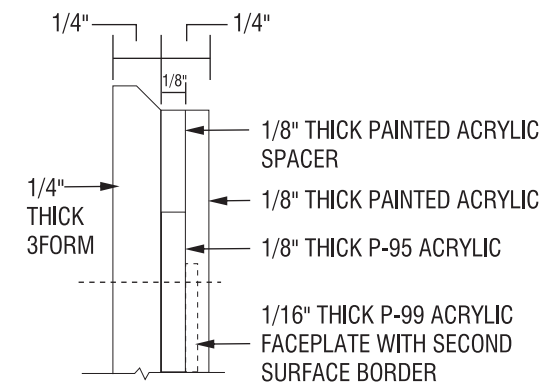
FACEPLATE
1/16" THICK P-99 NON-GLARE ACRYLIC FACEPLATE
WITH MILLED EDGES AND SECOND SURFACE PAINTED
BORDER. AREA OF INSERT LOCATIONS TO REMAIN
CLEAR. MOUNT TO ACRYLIC ACCENT WITH
POLYCARBONATE SPACERS
COLOR: AKZO NOBEL #419-B1 (SATIN)

INSERT WITH KEYHOLE
11-7/16"h x 17-11/16"w x 20mil THICK RIGID VINYL
INSERT FIRST SURFACE PAINTED
COLOR: AKZO NOBEL #419-B1 (SATIN)
FIRST SURFACE VINYL APPLIED GRAPHICS AND TEXT
GRAPHIC BAR: TO MATCH PMS #452c (SATIN)
1-1/8"h VINYL CIRCLE, 3M MATTE BLACK, #7725-22
7/8"h VINYL ARROW, 3M MATTE WHITE, #7725-20
7/8"h VINYL TEXT, 3M MATTE BLACK, #7725-22
FONT: FUTURA MEDIUM

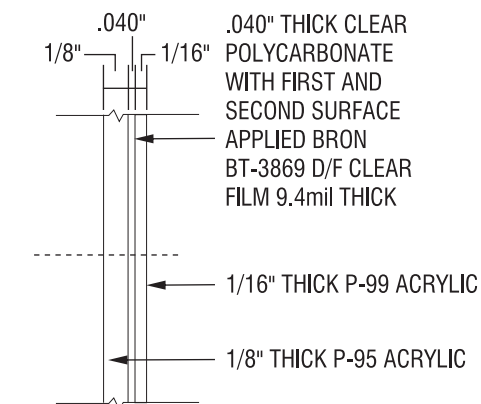
INSTALL: VHB TAPE AND SILICONE, BOTH MUST
BE LOCATED BEHIND THE 12"x18" SOLID
FACEPLATE AREA, NOT TO BE SEEN THROUGH
THE 3FORM OR P-95 ACRYLIC



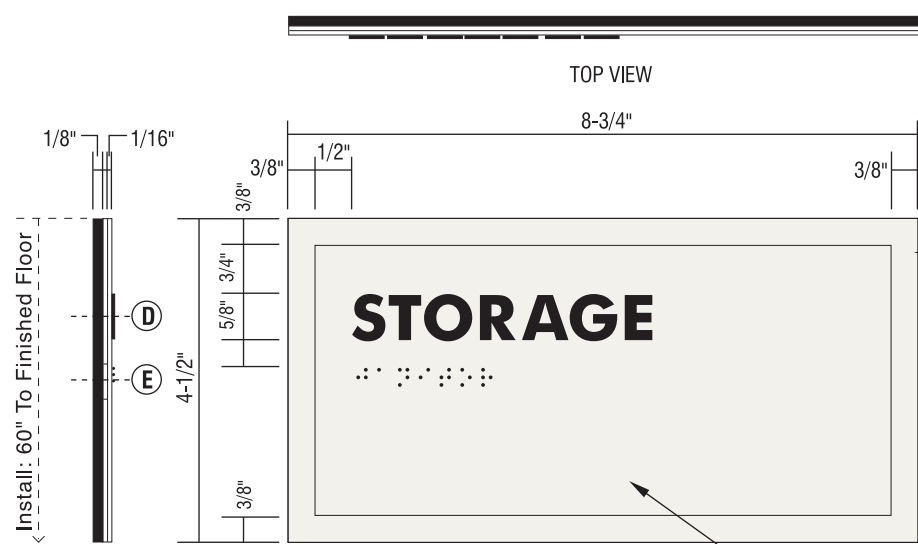
INSERT KEYHOLE DETAIL
SCALE: 1/2"=1"



DETAIL A - SECTION VIEW
SCALE: 1"=1"



DETAIL C - SECTION VIEW
SCALE: 1"=1"



BACKPLATE
1/8" THICK BLACK ACRYLIC
BACKPLATE WITH MILLED
EDGES

FACEPLATE
1/16" THICK P-99 NON-GLARE
CLEAR ACRYLIC FACEPLATE WITH
MILLED EDGES AND SECOND
SURFACE PAINTED BORDER. AREA
OF INSERT TO REMAIN CLEAR
BORDER COLOR: AKZO NOBEL
#419-B1 (SATIN)
FIRST SURFACE OF FACEPLATE TO
HAVE 1/32" RAISED TEXT AND BRAILLE
5/8"h x 1/32" THICK RAISED
ADA ROWMARK LETTERS
COLOR: BLACK
FONT: FUTURA HV BT
CLEAR RASTER BRAILLE - GRADE 2

INSERT
3-15/16"h x 8-7/16"w x 20mil THICK
RIGID VINYL INSERT
FIRST SURFACE PAINTED
COLOR: AKZO NOBEL #419-B1 (SATIN)
FIRST SURFACE VINYL APPLIED TEXT
VINYL TEXT, 3M MATTE BLACK,
#7725-22
FONT: FUTURA MEDIUM

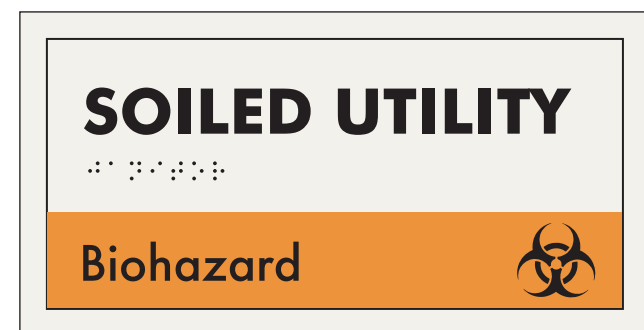
INSTALL: VHB TAPE AND
SILICONE. INSTALL 3" FROM
DOOR FRAME

**NOTE: BRAILLE SHOWN BLACK
FOR ILLUSTRATION PURPOSES
ONLY. BRAILLE IS CLEAR RASTERS**

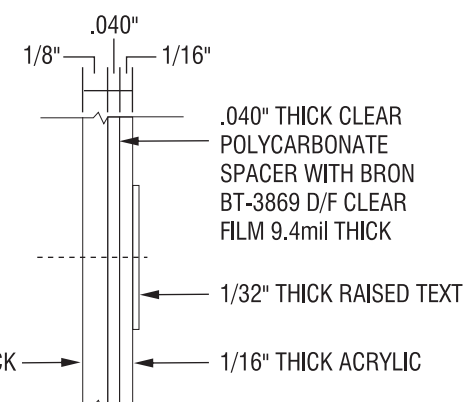
SIDE VIEW
SCALE: 3/8"=1"

ROOM ID - SIGN TYPE H
SCALE: 3/8"=1"

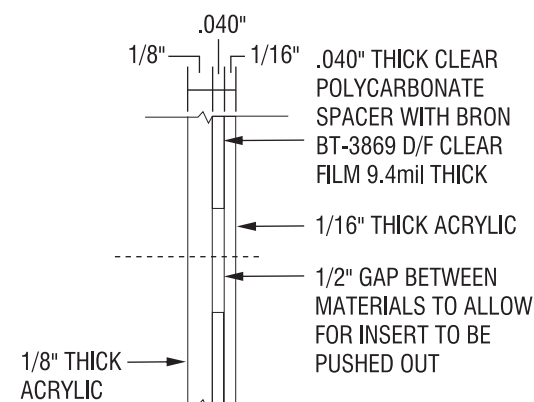
ADDITIONAL LAYOUT



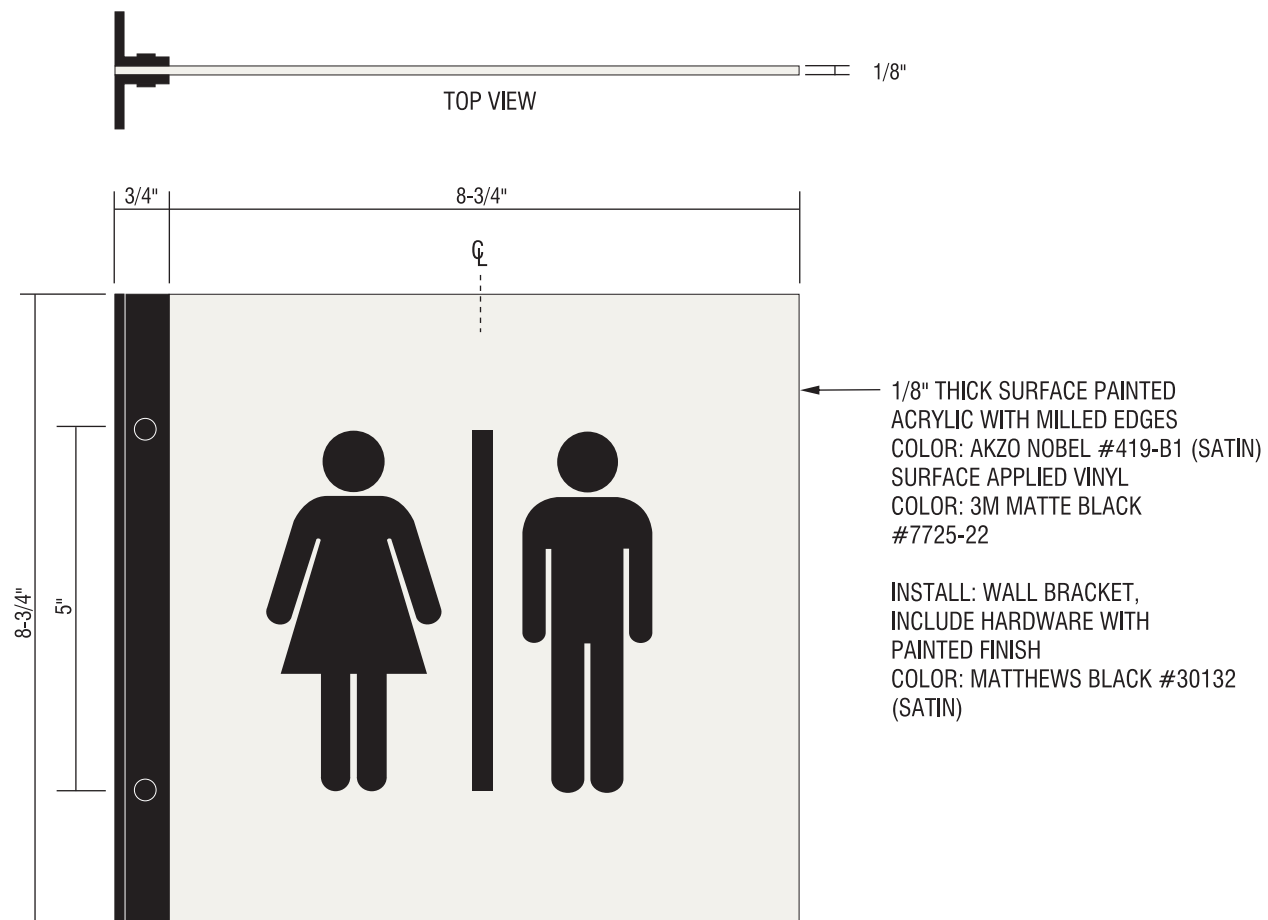
1/2"h TEXT, 1"h SYMBOL, BAND = 3M Light Orange #7725-54



DETAIL D - SECTION VIEW
SCALE: 1"=1"



DETAIL E - SECTION VIEW
SCALE: 1"=1"



1/8" THICK SURFACE PAINTED
ACRYLIC WITH MILLED EDGES
COLOR: AKZO NOBEL #419-B1 (SATIN)
SURFACE APPLIED VINYL
COLOR: 3M MATTE BLACK
#7725-22

INSTALL: WALL BRACKET,
INCLUDE HARDWARE WITH
PAINTED FINISH
COLOR: MATTHEWS BLACK #30132
(SATIN)

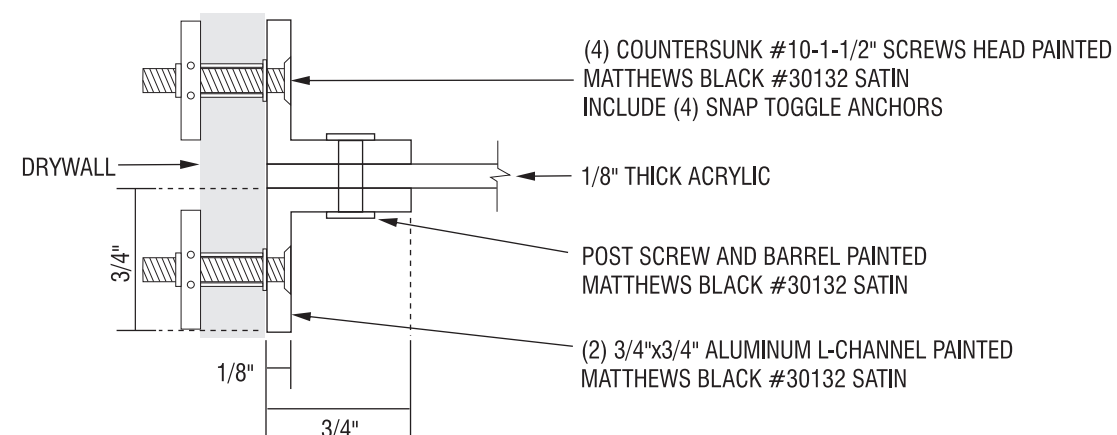
PROJECTING ID - SIGN TYPE J.2
SCALE: 3/8"=1"



SIDE A



SIDE B



BRACKET DETAIL
SCALE: 1"=1"

CLIENT INFORMATION:

**Salinas Valley
Memorial Hospital**
450 E. Romie Lane
Salinas, CA 93901

APPROVALS:

IG ACCOUNT MANAGER _____
IG PRODUCTION MANAGER _____
CLIENT APPROVAL _____

SALES REP:

R. Redmon
DESIGNER:
T. West

REVISION DATES:

- 1
- 2
- 3
- 4
- 5

VOLTAGE: 120V
 240V

THIS ORIGINAL UNPUBLISHED DESIGN IS
THE SOLE PROPERTY OF IMAGE GROUP.
IT CANNOT BE REPRODUCED, COPIED OR
EXHIBITED IN WHOLE OR PART, WITHOUT
FIRST OBTAINING WRITTEN CONSENT
FROM IMAGE GROUP. COLORS
REPRESENTED IN THIS DRAWING ARE
FOR PRESENTATION PURPOSES ONLY.
THEY MAY NOT MATCH YOUR FINISHED
PRODUCT PERFECTLY. COLOR CALL-OUTS
ARE FOR REFERENCE PURPOSES ONLY.

PRIMARY ELECTRICAL TO SIGN
LOCATIONS IS TO BE PROVIDED BY
OTHERS. 20 AMP DEDICATED CIRCUIT(S)
WITH NO SHARED NEUTRALS AND A
GROUND RETURNING TO THE PANEL IS
REQUIRED FOR ALL INSTALLATIONS. THIS
SIGN IS INTENDED TO BE INSTALLED IN
ACCORDANCE WITH THE REQUIREMENTS
OF ARTICLE 600 OF THE NATIONAL
ELECTRICAL CODE AND/OR OTHER
APPLICABLE LOCAL CODES. THIS
INCLUDES PROPER GROUNDING AND
BONDING OF THE SIGN.

DATE:
4-22-2013

PROJECT:
Basement

DRAWING NO:
13-1069-00

SIGN TYPE:
H J.2
Room ID
Projecting ID

CLIENT INFORMATION:

**Salinas Valley
Memorial Hospital**
450 E. Romie Lane
Salinas, CA 93901

APPROVALS:

IG ACCOUNT MANAGER _____
IG PRODUCTION MANAGER _____
CLIENT APPROVAL _____

SALES REP:

R. Redmon
DESIGNER:
T. West

REVISION DATES:

- 1
- 2
- 3
- 4
- 5

VOLTAGE: 120V
 240V

THIS ORIGINAL UNPUBLISHED DESIGN IS THE SOLE PROPERTY OF IMAGE GROUP. IT CANNOT BE REPRODUCED, COPIED OR EXHIBITED IN WHOLE OR PART, WITHOUT FIRST OBTAINING WRITTEN CONSENT FROM IMAGE GROUP. COLORS REPRESENTED IN THIS DRAWING ARE FOR PRESENTATION PURPOSES ONLY. THEY MAY NOT MATCH YOUR FINISHED PRODUCT PERFECTLY. COLOR CALL-OUTS ARE FOR REFERENCE PURPOSES ONLY.

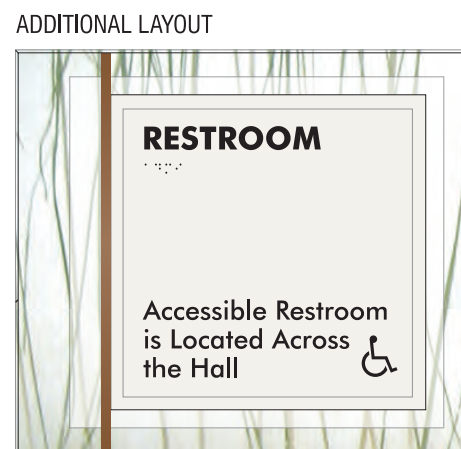
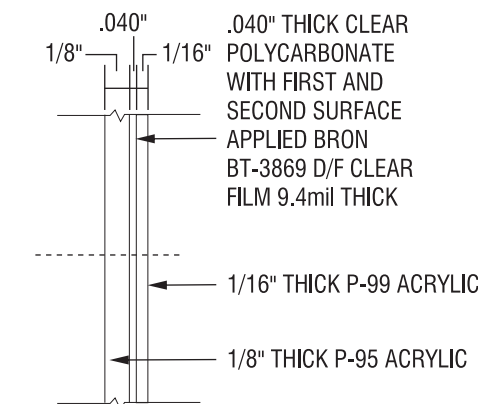
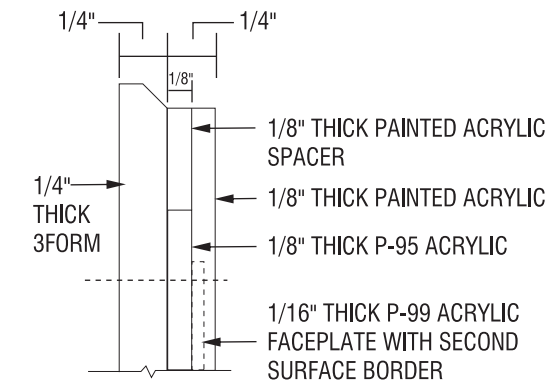
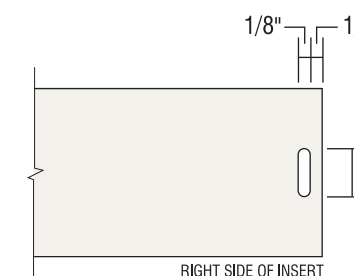
PRIMARY ELECTRICAL TO SIGN LOCATIONS IS TO BE PROVIDED BY OTHERS. 20 AMP DEDICATED CIRCUIT(S) WITH NO SHARED NEUTRALS AND A GROUND RETURNING TO THE PANEL IS REQUIRED FOR ALL INSTALLATIONS. THIS SIGN IS INTENDED TO BE INSTALLED IN ACCORDANCE WITH THE REQUIREMENTS OF ARTICLE 600 OF THE NATIONAL ELECTRICAL CODE AND/OR OTHER APPLICABLE LOCAL CODES. THIS INCLUDES PROPER GROUNDING AND BONDING OF THE SIGN.

DATE:
4-22-2013

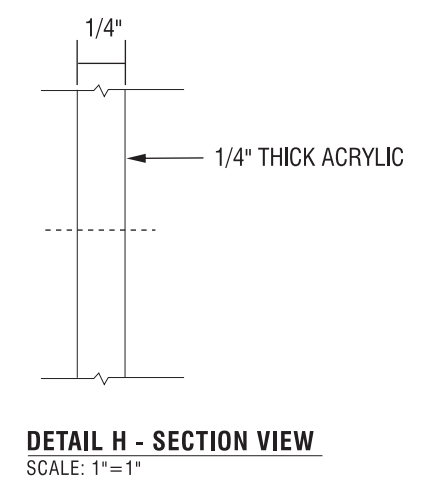
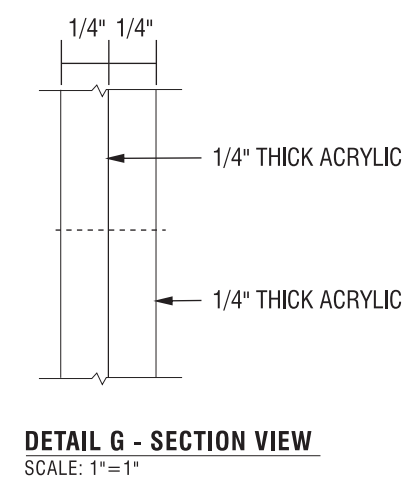
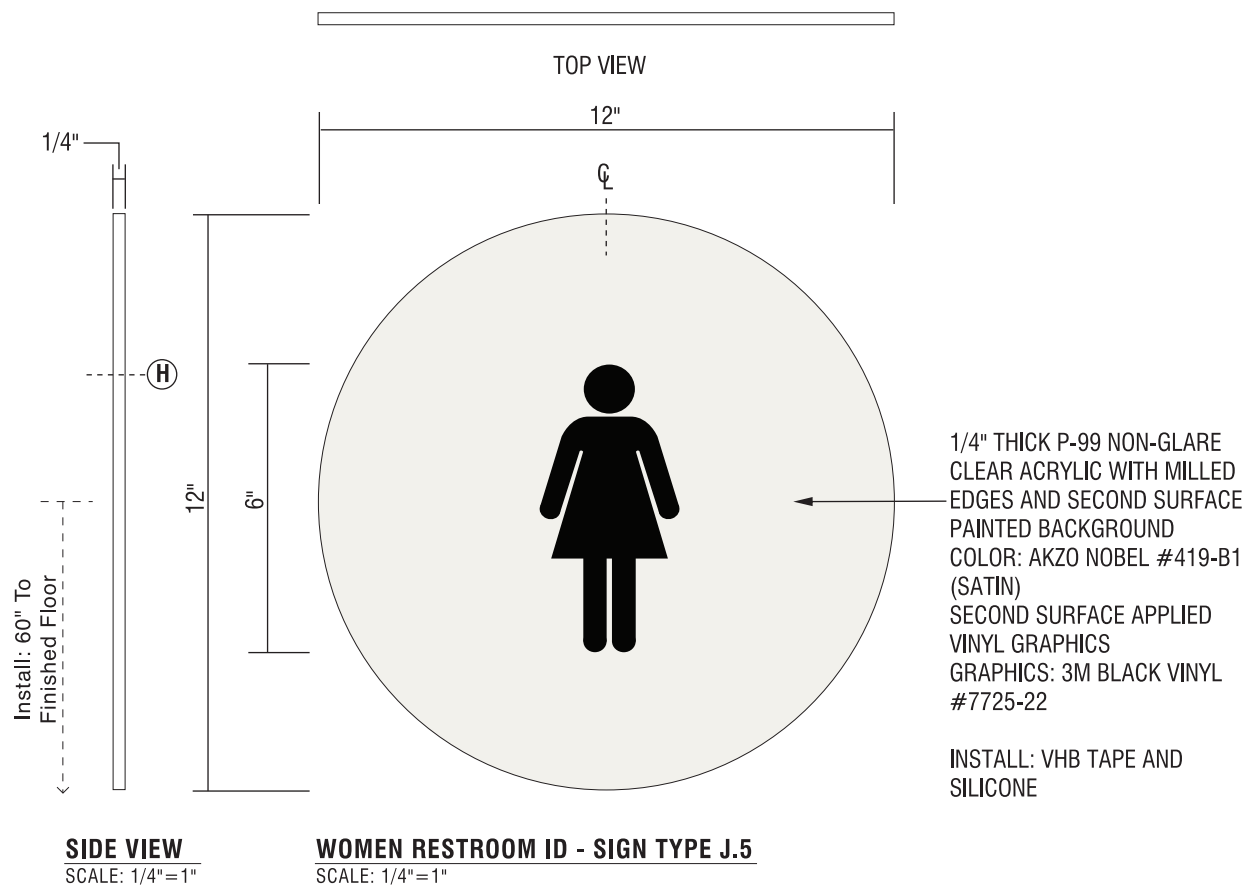
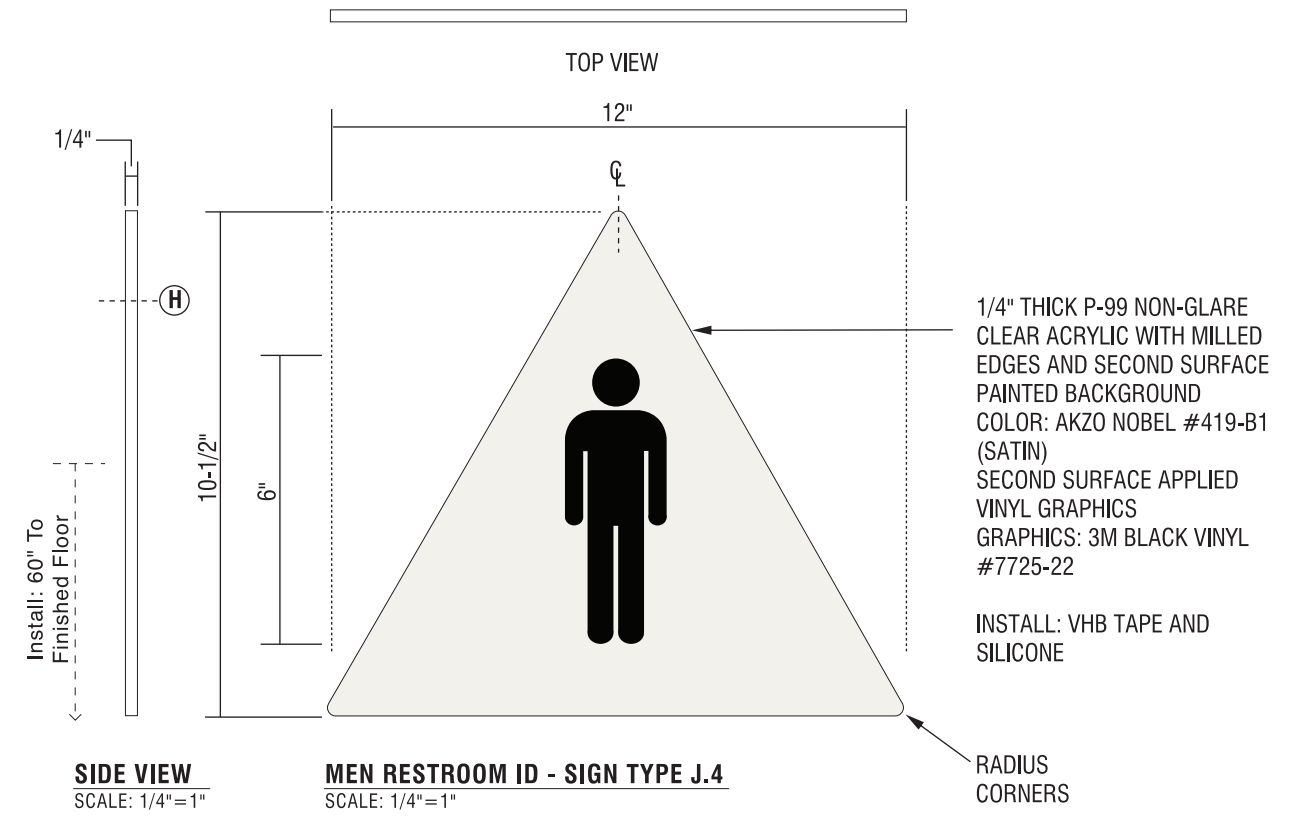
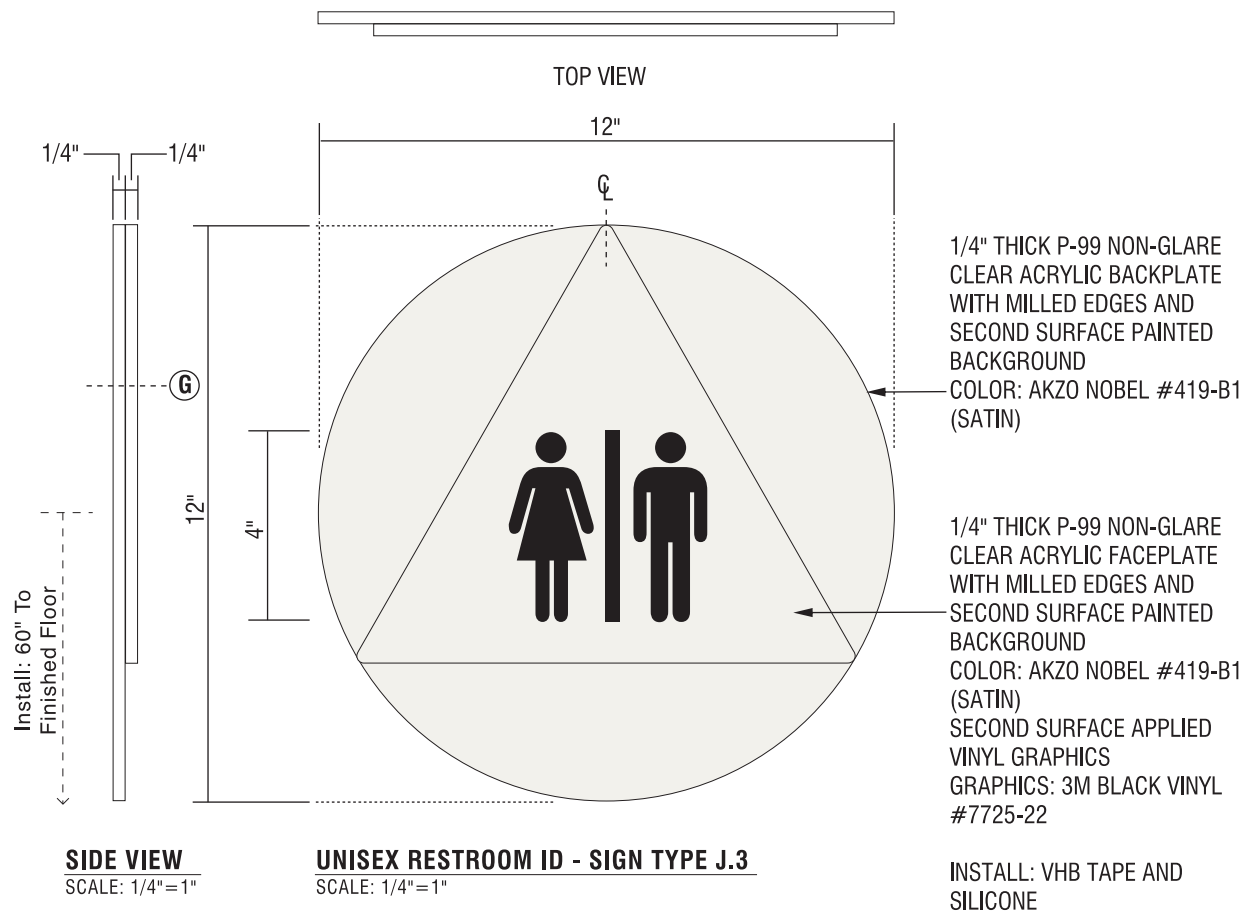
PROJECT:
Basement

DRAWING NO:
13-1069-00

SIGN TYPE:
J
Restroom ID



INSERT: 1/2"h TEXT, 1-1/8"h SYMBOL



imageGROUP
ENVIRONMENTAL GRAPHICS • SIGNAGE • WAYFINDING • CORPORATE BRANDING

SEATTLE • SAN DIEGO

MAIN OFFICE
380 STEVENS AVENUE #307
SOLANA BEACH, CA 92075

PHONE: 858.345.1542

CLIENT INFORMATION:
Salinas Valley Memorial Hospital
450 E. Romie Lane
Salinas, CA 93901

APPROVALS:
IG ACCOUNT MANAGER _____
IG PRODUCTION MANAGER _____
CLIENT APPROVAL _____

SALES REP:
R. Redmon

DESIGNER:
T. West

REVISION DATES:
1
2
3
4
5

VOLTAGE: 120V
240V

THIS ORIGINAL UNPUBLISHED DESIGN IS THE SOLE PROPERTY OF IMAGE GROUP. IT CANNOT BE REPRODUCED, COPIED OR EXHIBITED IN WHOLE OR PART, WITHOUT FIRST OBTAINING WRITTEN CONSENT FROM IMAGE GROUP. COLORS REPRESENTED IN THIS DRAWING ARE FOR PRESENTATION PURPOSES ONLY. THEY MAY NOT MATCH YOUR FINISHED PRODUCT PERFECTLY. COLOR CALL-OUTS ARE FOR REFERENCE PURPOSES ONLY.

PRIMARY ELECTRICAL TO SIGN LOCATIONS IS TO BE PROVIDED BY OTHERS. 20 AMP DEDICATED CIRCUIT(S) WITH NO SHARED NEUTRALS AND A GROUND RETURNING TO THE PANEL IS REQUIRED FOR ALL INSTALLATIONS. THIS SIGN IS INTENDED TO BE INSTALLED IN ACCORDANCE WITH THE REQUIREMENTS OF ARTICLE 600 OF THE NATIONAL ELECTRICAL CODE AND/OR OTHER APPLICABLE LOCAL CODES. THIS INCLUDES PROPER GROUNDING AND BONDING OF THE SIGN.

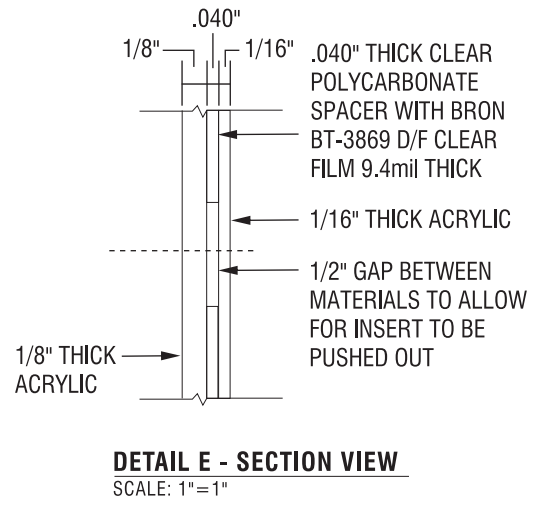
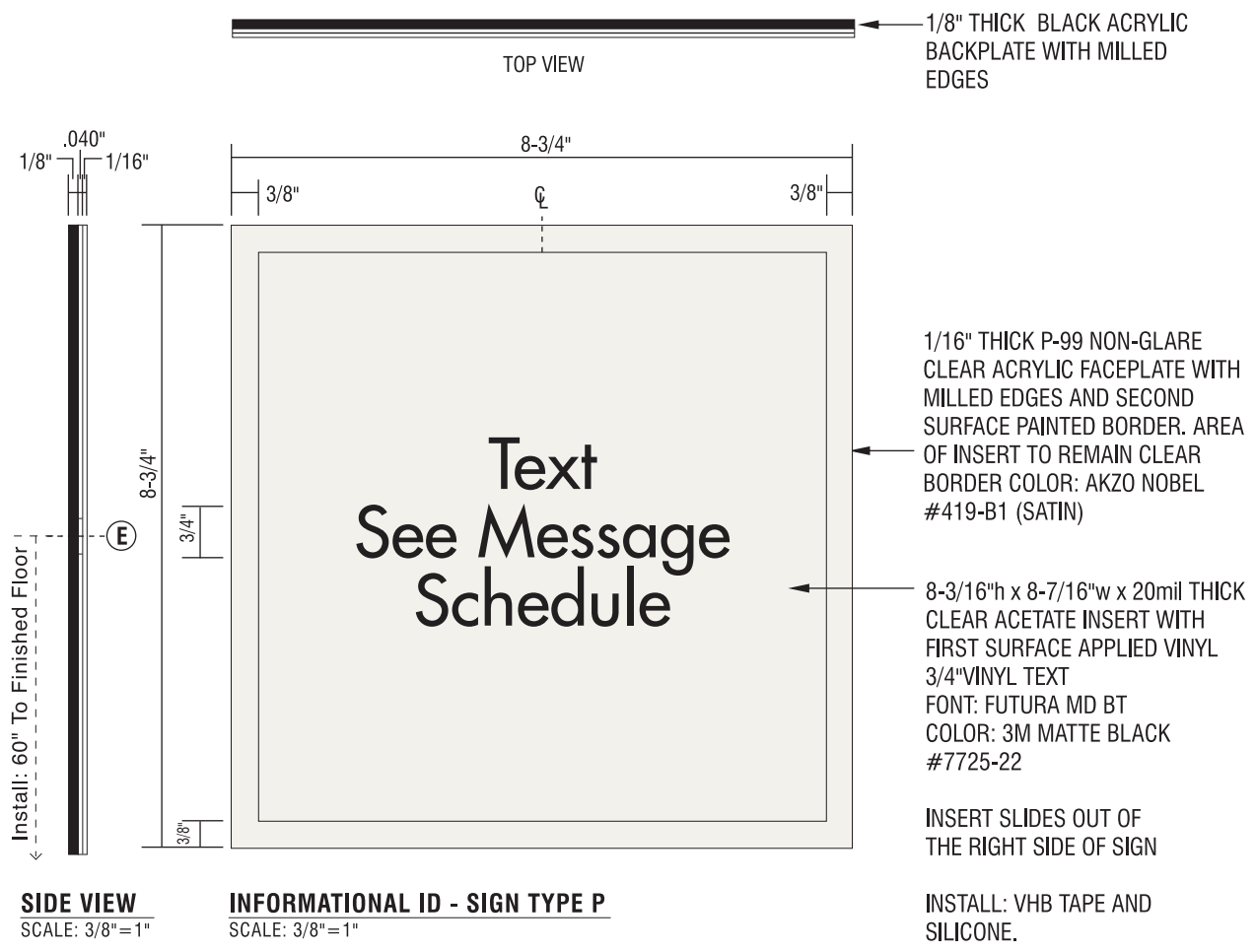
DATE:
4-22-2013

PROJECT:
Basement

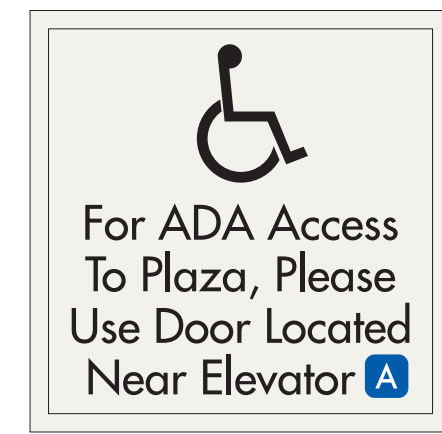
DRAWING NO:
13-1069-00

SIGN TYPE:
J.3 J.4 J.5
Restroom ID
California Code

Page 6 of 8



ADDITIONAL LAYOUTS



1" h TEXT, 3M TOMATO RED #7725-13

CLIENT INFORMATION:

**Salinas Valley
 Memorial Hospital**
 450 E. Romie Lane
 Salinas, CA 93901

APPROVALS:

IG ACCOUNT MANAGER _____
 IG PRODUCTION MANAGER _____
 CLIENT APPROVAL _____

SALES REP:

R. Redmon
 DESIGNER:
T. West

REVISION DATES:

- 1
- 2
- 3
- 4
- 5

VOLTAGE: 120V
 240V

THIS ORIGINAL UNPUBLISHED DESIGN IS THE SOLE PROPERTY OF IMAGE GROUP. IT CANNOT BE REPRODUCED, COPIED OR EXHIBITED IN WHOLE OR PART, WITHOUT FIRST OBTAINING WRITTEN CONSENT FROM IMAGE GROUP. COLORS REPRESENTED IN THIS DRAWING ARE FOR PRESENTATION PURPOSES ONLY. THEY MAY NOT MATCH YOUR FINISHED PRODUCT PERFECTLY. COLOR CALL-OUTS ARE FOR REFERENCE PURPOSES ONLY.

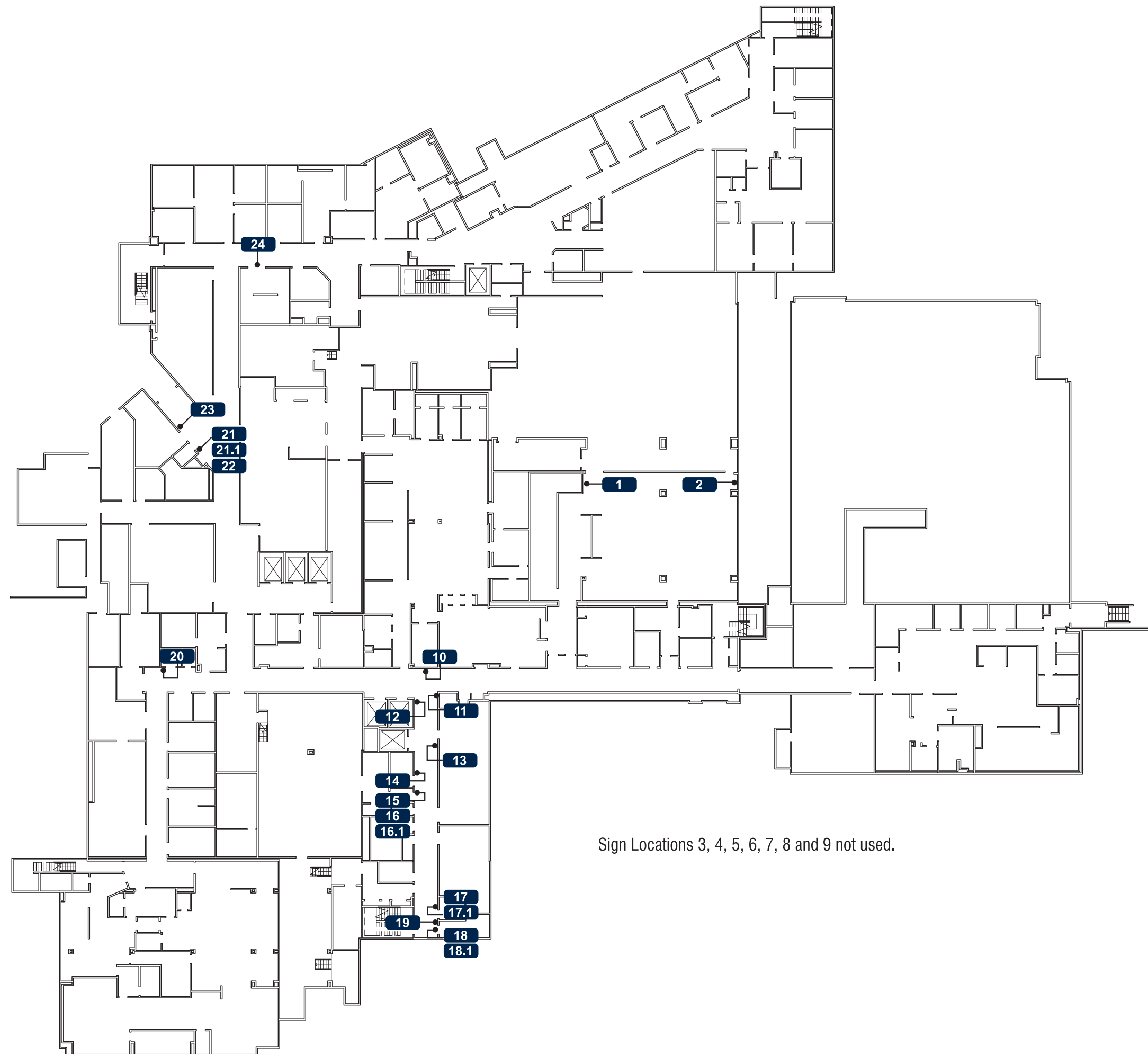
PRIMARY ELECTRICAL TO SIGN LOCATIONS IS TO BE PROVIDED BY OTHERS. 20 AMP DEDICATED CIRCUIT(S) WITH NO SHARED NEUTRALS AND A GROUND RETURNING TO THE PANEL IS REQUIRED FOR ALL INSTALLATIONS. THIS SIGN IS INTENDED TO BE INSTALLED IN ACCORDANCE WITH THE REQUIREMENTS OF ARTICLE 600 OF THE NATIONAL ELECTRICAL CODE AND/OR OTHER APPLICABLE LOCAL CODES. THIS INCLUDES PROPER GROUNDING AND BONDING OF THE SIGN.

DATE:
4-22-2013

PROJECT:
Basement

DRAWING NO:
13-1069-00

SIGN TYPE:
Location Plan



Sign Locations 3, 4, 5, 6, 7, 8 and 9 not used.