



Floor 3

Main Hospital

**Salinas Valley Memorial Hospital
450 E. Romie Lane
Salinas, CA 93901**

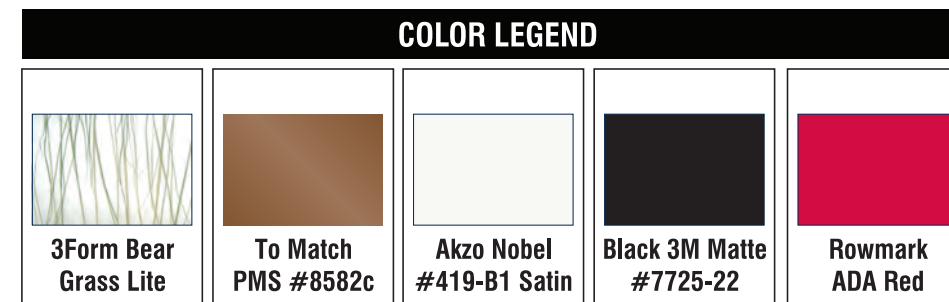
April 3, 2013



13-1061-00

INDEX

PAGE	TYPE	DESCRIPTION
1	-	Sheet Index/Graphic Standards
2	B	Directional - 5 strip
3	B.1	Directional - 10 strip
4	C	Elevator Directory
5	D.12	Overhead Ceiling Mounted 9.5x30
6	G.2	Department ID- Small
7	H	Room ID
	J.1	Restroom ID - Staff
8	J	Restroom ID
9	J.2	Projecting ID
	J.3	California Restroom - Unisex
10	K	Patient Room ID
11	L	Stair ID
	L.10	Stair ID
12	M	Exit ID
	N	Evacuation Plan
13	P	Warning - Small
	P.1	Warning - Large
14	P.2	Elevator Warning
15	-	Location Plan - Wayfinding
16	-	Location Plan - Room ID
17	-	Location Plan - Room ID



ABCDEFGHIJKLMNOPQRSTUVWXYZ abcdefghijklmnopqrstuvwxyz 1234567890


Futura Heavy

ABCDEFGHIJKLMNOPQRSTUVWXYZ abcdefghijklmnopqrstuvwxyz 1234567890

Futura Medium

ABCDEFGHIJKLMNOPQRSTUVWXYZ abcdefghijklmnopqrstuvwxyz 1234567890

Times Bold Italic



Women

Men

Unisex

Accessible

Do Not Enter

No Cell Phone

Stair/In Case of Fire

Telephone

Standard Arrow

CLIENT INFORMATION:

**Salinas Valley
Memorial Hospital**
450 E. Romie Lane
Salinas, CA 93901

APPROVALS:

IG ACCOUNT MANAGER _____
IG PRODUCTION MANAGER _____
CLIENT APPROVAL _____

SALES REP:

R. Redmon

DESIGNER:

T. West

REVISION DATES:

- 1
- 2
- 3
- 4
- 5

VOLTAGE: 120V
 240V

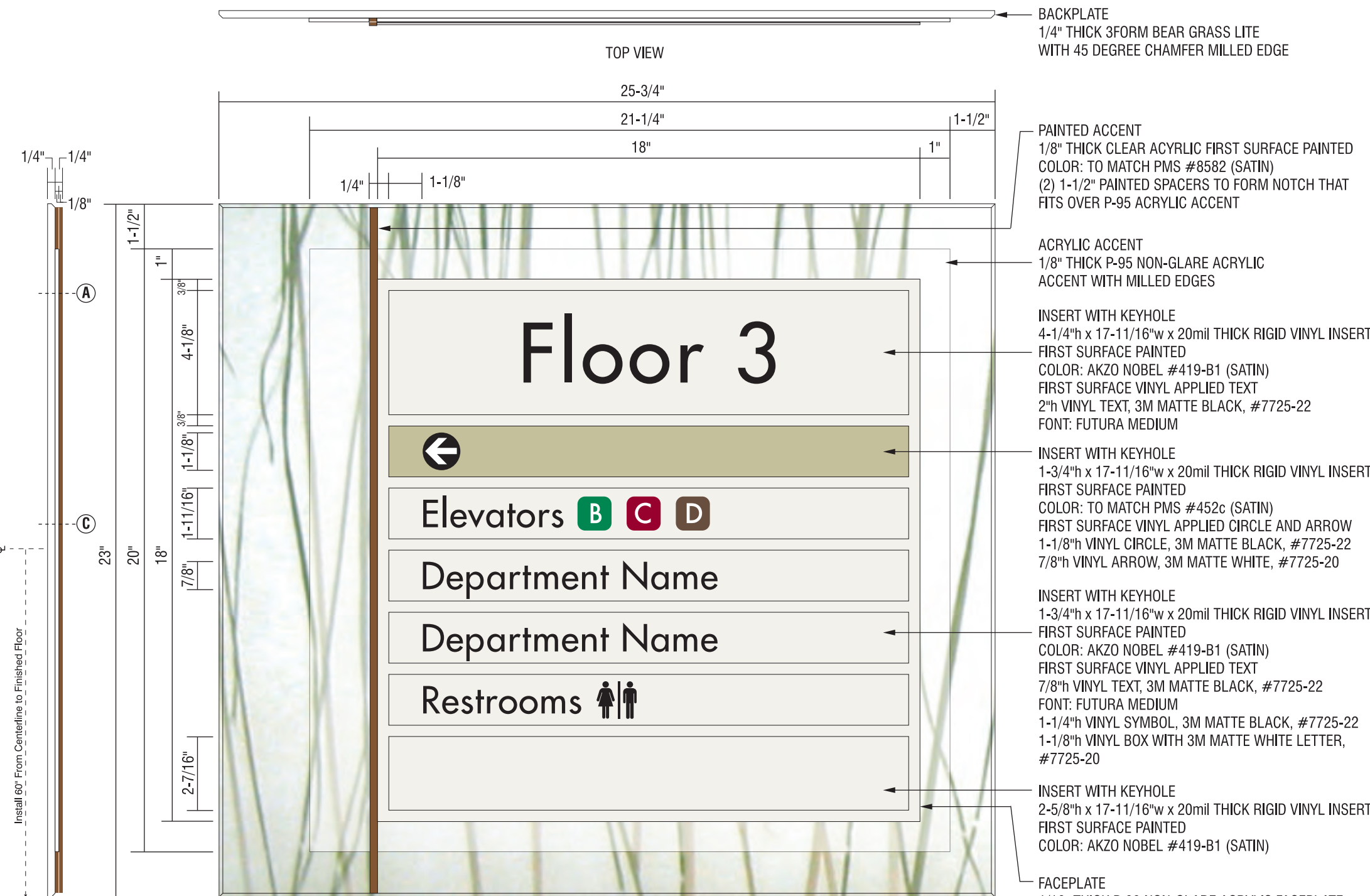
THIS ORIGINAL UNPUBLISHED DESIGN IS THE SOLE PROPERTY OF IMAGE GROUP. IT CANNOT BE REPRODUCED, COPIED OR EXHIBITED IN WHOLE OR PART, WITHOUT FIRST OBTAINING WRITTEN CONSENT FROM IMAGE GROUP. COLORS REPRESENTED IN THIS DRAWING ARE FOR PRESENTATION PURPOSES ONLY. THEY MAY NOT MATCH YOUR FINISHED PRODUCT PERFECTLY. COLOR CALL-OUTS ARE FOR REFERENCE PURPOSES ONLY.

PRIMARY ELECTRICAL TO SIGN LOCATIONS IS TO BE PROVIDED BY OTHERS. 20 AMP DEDICATED CIRCUIT(S) WITH NO SHARED NEUTRALS AND A GROUND RETURNING TO THE PANEL IS REQUIRED FOR ALL INSTALLATIONS. THIS SIGN IS INTENDED TO BE INSTALLED IN ACCORDANCE WITH THE REQUIREMENTS OF ARTICLE 600 OF THE NATIONAL ELECTRICAL CODE AND/OR OTHER APPLICABLE LOCAL CODES. THIS INCLUDES PROPER GROUNDING AND BONDING OF THE SIGN.

DATE:
4-03-2013

PROJECT:
Floor 3
DRAWING NO:
13-1061-00

SIGN TYPE:
B
Directional
5 Strip



BACKPLATE
1/4" THICK 3FORM BEAR GRASS LITE
WITH 45 DEGREE CHAMFER MILLED EDGE

PAINTED ACCENT
1/8" THICK CLEAR ACRYLIC FIRST SURFACE PAINTED
COLOR: TO MATCH PMS #8582 (SATIN)
(2) 1-1/2" PAINTED SPACERS TO FORM NOTCH THAT
FITS OVER P-95 ACRYLIC ACCENT

ACRYLIC ACCENT
1/8" THICK P-95 NON-GLARE ACRYLIC
ACCENT WITH MILLED EDGES

INSERT WITH KEYHOLE
4-1/4"h x 17-11/16"w x 20mil THICK RIGID VINYL INSERT
FIRST SURFACE PAINTED
COLOR: AKZO NOBEL #419-B1 (SATIN)
FIRST SURFACE VINYL APPLIED TEXT
2"h VINYL TEXT, 3M MATTE BLACK, #7725-22
FONT: FUTURA MEDIUM

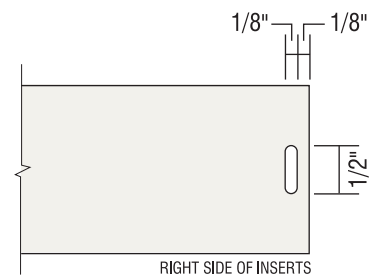
INSERT WITH KEYHOLE
1-3/4"h x 17-11/16"w x 20mil THICK RIGID VINYL INSERT
FIRST SURFACE PAINTED
COLOR: TO MATCH PMS #452c (SATIN)
FIRST SURFACE VINYL APPLIED CIRCLE AND ARROW
1-1/8"h VINYL CIRCLE, 3M MATTE BLACK, #7725-22
7/8"h VINYL ARROW, 3M MATTE WHITE, #7725-20

INSERT WITH KEYHOLE
1-3/4"h x 17-11/16"w x 20mil THICK RIGID VINYL INSERT
FIRST SURFACE PAINTED
COLOR: AKZO NOBEL #419-B1 (SATIN)
FIRST SURFACE VINYL APPLIED TEXT
7/8"h VINYL TEXT, 3M MATTE BLACK, #7725-22
FONT: FUTURA MEDIUM
1-1/4"h VINYL SYMBOL, 3M MATTE BLACK, #7725-22
1-1/8"h VINYL BOX WITH 3M MATTE WHITE LETTER,
#7725-20

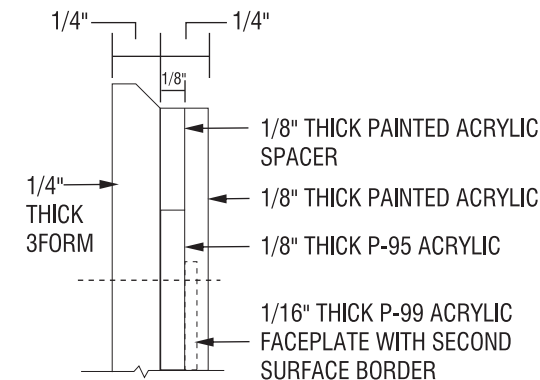
INSERT WITH KEYHOLE
2-5/8"h x 17-11/16"w x 20mil THICK RIGID VINYL INSERT
FIRST SURFACE PAINTED
COLOR: AKZO NOBEL #419-B1 (SATIN)

FACEPLATE
1/16" THICK P-99 NON-GLARE ACRYLIC FACEPLATE
WITH MILLED EDGES AND SECOND SURFACE PAINTED
BORDER. AREA OF INSERT LOCATIONS TO REMAIN
CLEAR. MOUNT TO ACRYLIC ACCENT WITH
POLYCARBONATE SPACERS
COLOR: AKZO NOBEL #419-B1 (SATIN)

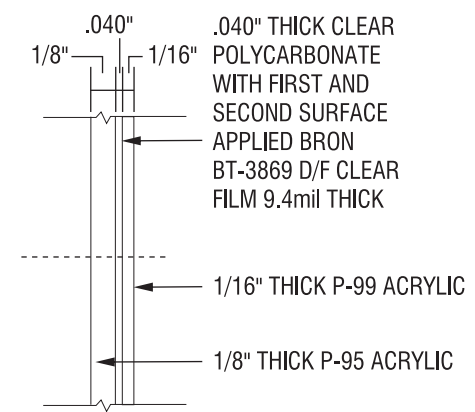
INSTALL: VHB TAPE AND SILICONE, BOTH MUST
BE LOCATED BEHIND THE 18"x18" SOLID
FACEPLATE AREA, NOT TO BE SEEN THROUGH
THE 3FORM OR P-95 ACRYLIC



INSERT KEYHOLE DETAIL
SCALE: 1/2"=1"



DETAIL A - SECTION VIEW
SCALE: 1"=1"

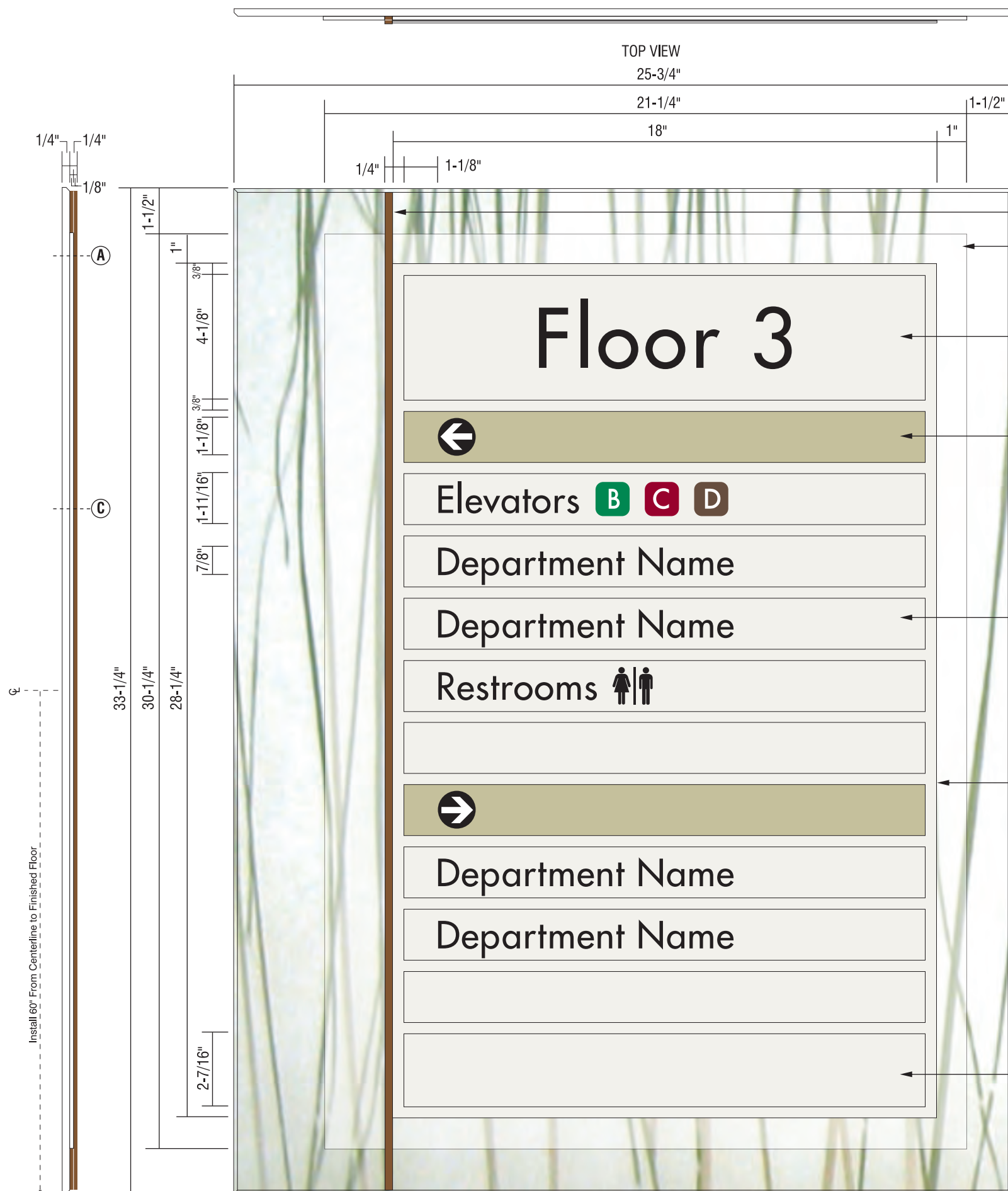


DETAIL C - SECTION VIEW
SCALE: 1"=1"

SIDE VIEW
SCALE: 1/4"=1"

DIRECTIONAL 5 STRIP - SIGN TYPE B
SCALE: 1/4"=1"

 <p>A 3M VIVID BLUE #7725-17</p>	 <p>B 3M KELLY GREEN #7725-46</p>	 <p>C GERBER DARK BURGUNDY #220-68</p>	 <p>D GERBER DURANODIC #220-69</p>
--	---	--	--



SIDE VIEW
SCALE: 1/4"=1"

DIRECTIONAL 10 STRIP - SIGN TYPE B.1
SCALE: 1/4"=1"

BACKPLATE
1/4" THICK 3FORM BEAR GRASS LITE
WITH 45 DEGREE CHAMFER MILLED EDGE

PAINTED ACCENT
1/8" THICK CLEAR ACRYLIC FIRST SURFACE PAINTED
COLOR: TO MATCH PMS #8582 (SATIN)
(2) 1-1/2" PAINTED SPACERS TO FORM NOTCH THAT
FITS OVER P-95 ACRYLIC ACCENT

ACRYLIC ACCENT
1/8" THICK P-95 NON-GLARE ACRYLIC
ACCENT WITH MILLED EDGES

INSERT WITH KEYHOLE
4-1/4"h x 17-11/16"w x 20mil THICK RIGID VINYL INSERT
FIRST SURFACE PAINTED
COLOR: AKZO NOBEL #419-B1 (SATIN)
FIRST SURFACE VINYL APPLIED TEXT
2"h VINYL TEXT, 3M MATTE BLACK, #7725-22
FONT: FUTURA MEDIUM

INSERT WITH KEYHOLE
1-3/4"h x 17-11/16"w x 20mil THICK RIGID VINYL INSERT
FIRST SURFACE PAINTED
COLOR: TO MATCH PMS #452c (SATIN)
FIRST SURFACE VINYL APPLIED CIRCLE AND ARROW
1-1/8"h VINYL CIRCLE, 3M MATTE BLACK, #7725-22
7/8"h VINYL ARROW, 3M MATTE WHITE, #7725-20

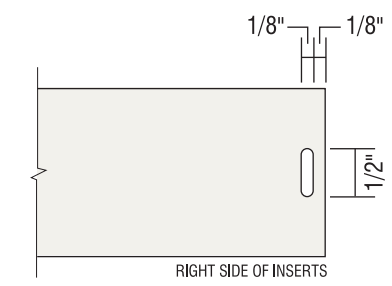
INSERT WITH KEYHOLE
1-3/4"h x 17-11/16"w x 20mil THICK RIGID VINYL INSERT
FIRST SURFACE PAINTED
COLOR: AKZO NOBEL #419-B1 (SATIN)
FIRST SURFACE VINYL APPLIED TEXT
7/8"h VINYL TEXT, 3M MATTE BLACK, #7725-22
FONT: FUTURA MEDIUM
1-1/4"h VINYL SYMBOL, 3M MATTE BLACK, #7725-22
1-1/8"h VINYL BOX WITH 3M MATTE WHITE LETTER,
#7725-20

FACEPLATE
1/16" THICK P-99 NON-GLARE ACRYLIC FACEPLATE
WITH MILLED EDGES AND SECOND SURFACE PAINTED
BORDER. AREA OF INSERT LOCATIONS TO REMAIN
CLEAR. MOUNT TO ACRYLIC ACCENT WITH
POLYCARBONATE SPACERS
COLOR: AKZO NOBEL #419-B1 (SATIN)

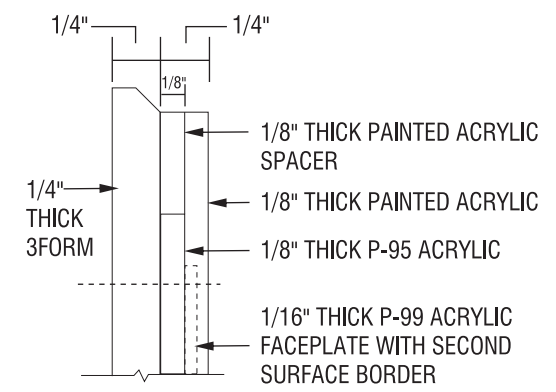
**INSTALL: VHB TAPE AND SILICONE, BOTH MUST
BE LOCATED BEHIND THE 23-1/4"x18" SOLID
FACEPLATE AREA, NOT TO BE SEEN THROUGH
THE 3FORM OR P-95 ACRYLIC**

INSERT WITH KEYHOLE
2-5/8"h x 17-11/16"w x 20mil THICK RIGID VINYL INSERT
FIRST SURFACE PAINTED
COLOR: AKZO NOBEL #419-B1 (SATIN)

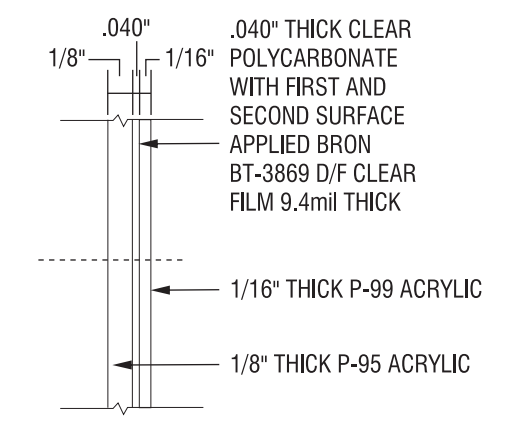
A	B	C	D
3M VIVID BLUE #7725-17	3M KELLY GREEN #7725-46	GERBER DARK BURGUNDY #220-68	GERBER DURANODIC #220-69



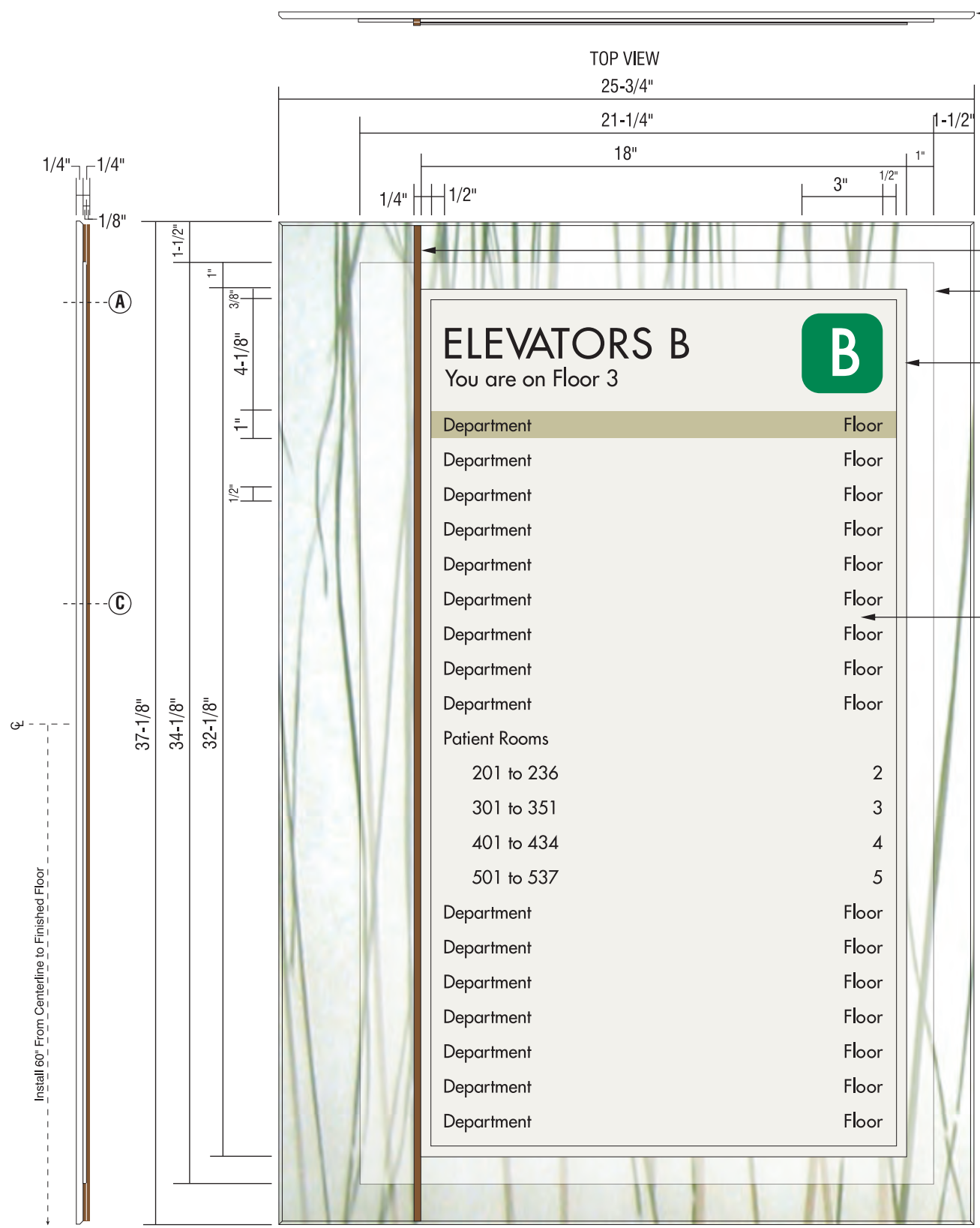
INSERT KEYHOLE DETAIL
SCALE: 1/2"=1"



DETAIL A - SECTION VIEW
SCALE: 1"=1"



DETAIL C - SECTION VIEW
SCALE: 1"=1"



BACKPLATE
1/4" THICK 3FORM BEAR GRASS LITE
WITH 45 DEGREE CHAMFER MILLED EDGE

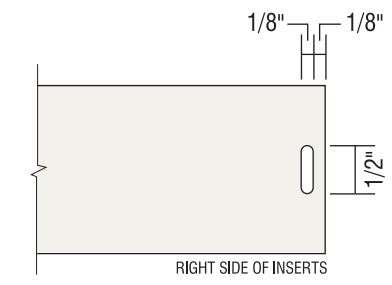
PAINTED ACCENT
1/8" THICK CLEAR ACRYLIC FIRST SURFACE PAINTED
COLOR: TO MATCH PMS #8582 (SATIN)
(2) 1-1/2" PAINTED SPACERS TO FORM NOTCH THAT
FITS OVER P-95 ACRYLIC ACCENT

ACRYLIC ACCENT
1/8" THICK P-95 NON-GLARE ACRYLIC
ACCENT WITH MILLED EDGES

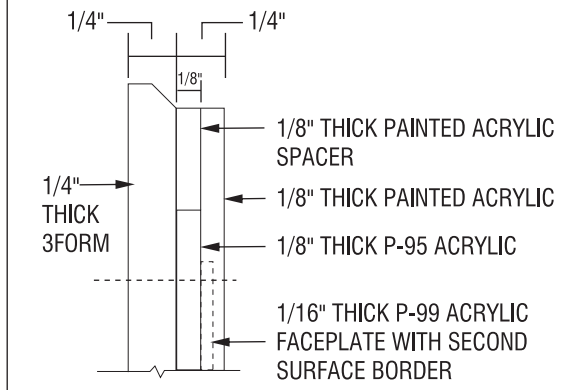
FACEPLATE
1/16" THICK P-99 NON-GLARE ACRYLIC FACEPLATE
WITH MILLED EDGES AND SECOND SURFACE PAINTED
BORDER. AREA OF INSERT LOCATIONS TO REMAIN
CLEAR. MOUNT TO ACRYLIC ACCENT WITH
POLYCARBONATE SPACERS
COLOR: AKZO NOBEL #419-B1 (SATIN)

INSERT WITH KEYHOLE
31-9/16"h x 17-11/16"w x 20mil THICK RIGID VINYL INSERT
FIRST SURFACE PAINTED
COLOR: AKZO NOBEL #419-B1 (SATIN)
FIRST SURFACE VINYL APPLIED VINYL
1-1/8"h, 3/4"h AND 1/2"h VINYL TEXT, 3M MATTE BLACK, #7725-22
FONT: FUTURA MEDIUM
1"h GRAPHIC BAND, TO MATCH PMS #452c
3"h VINYL BOX WITH 1-3/4"h WHITE VINYL LETTER, #7725-20
BOX - 3M KELLY GREEN, #7725-46
3M VIVID BLUE, #7725-17
GERBER DARK BURGUNDY, #220-68
GERBER DURANODIC, #220-69

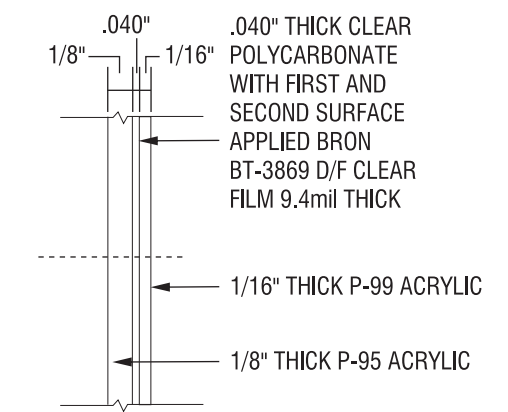
INSTALL: VHB TAPE AND SILICONE, BOTH MUST
BE LOCATED BEHIND THE 32-1/8"x18" SOLID
FACEPLATE AREA, NOT TO BE SEEN THROUGH
THE 3FORM OR P-95 ACRYLIC



INSERT KEYHOLE DETAIL
SCALE: 1/2"=1"



DETAIL A - SECTION VIEW
SCALE: 1"=1"



DETAIL C - SECTION VIEW
SCALE: 1"=1"

SIDE VIEW
SCALE: 3/16"=1"

ELEVATOR DIRECTORY - SIGN TYPE C
SCALE: 3/16"=1"

A	B	C	D
3M VIVID BLUE #7725-17	3M KELLY GREEN #7725-46	GERBER DARK BURGUNDY #220-68	GERBER DURANODIC #220-69

CLIENT INFORMATION:

**Salinas Valley
 Memorial Hospital**
 450 E. Romie Lane
 Salinas, CA 93901

APPROVALS:

IG ACCOUNT MANAGER _____
 IG PRODUCTION MANAGER _____
 CLIENT APPROVAL _____

SALES REP:

R. Redmon

DESIGNER:

T. West

REVISION DATES:

- 1
- 2
- 3
- 4
- 5

VOLTAGE: 120V
 240V

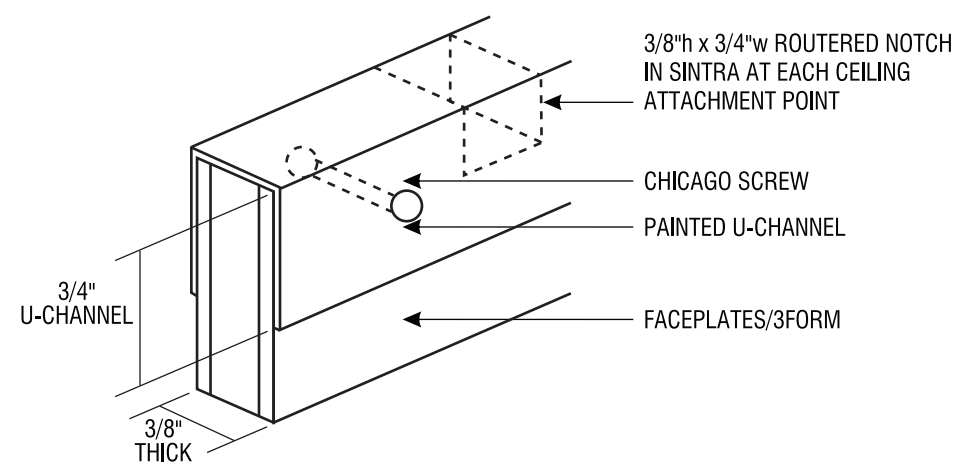
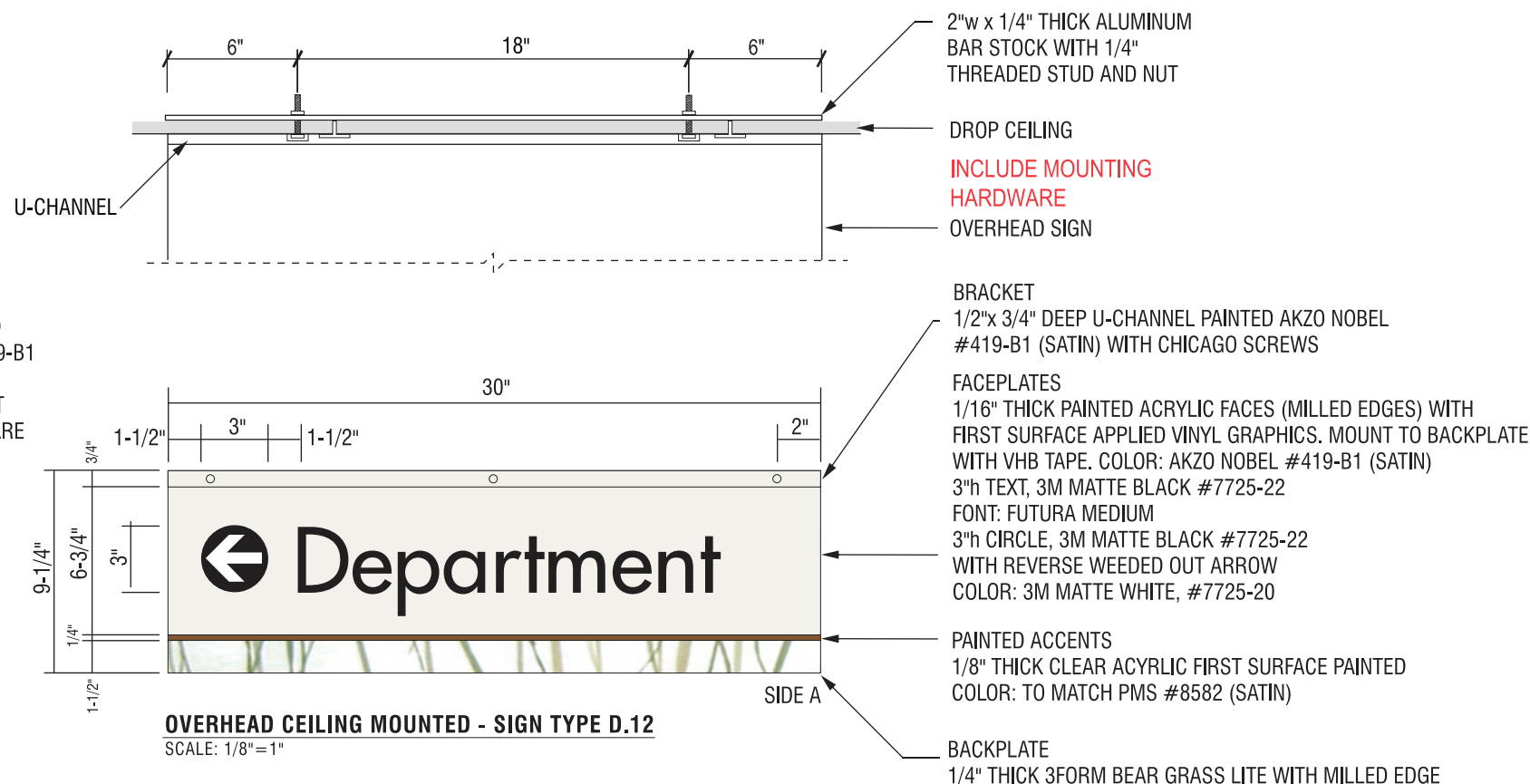
THIS ORIGINAL UNPUBLISHED DESIGN IS THE SOLE PROPERTY OF IMAGE GROUP. IT CANNOT BE REPRODUCED, COPIED OR EXHIBITED IN WHOLE OR PART, WITHOUT FIRST OBTAINING WRITTEN CONSENT FROM IMAGE GROUP. COLORS REPRESENTED IN THIS DRAWING ARE FOR PRESENTATION PURPOSES ONLY. THEY MAY NOT MATCH YOUR FINISHED PRODUCT PERFECTLY. COLOR CALL-OUTS ARE FOR REFERENCE PURPOSES ONLY.

PRIMARY ELECTRICAL TO SIGN LOCATIONS IS TO BE PROVIDED BY OTHERS. 20 AMP DEDICATED CIRCUIT(S) WITH NO SHARED NEUTRALS AND A GROUND RETURNING TO THE PANEL IS REQUIRED FOR ALL INSTALLATIONS. THIS SIGN IS INTENDED TO BE INSTALLED IN ACCORDANCE WITH THE REQUIREMENTS OF ARTICLE 600 OF THE NATIONAL ELECTRICAL CODE AND/OR OTHER APPLICABLE LOCAL CODES. THIS INCLUDES PROPER GROUNDING AND BONDING OF THE SIGN.

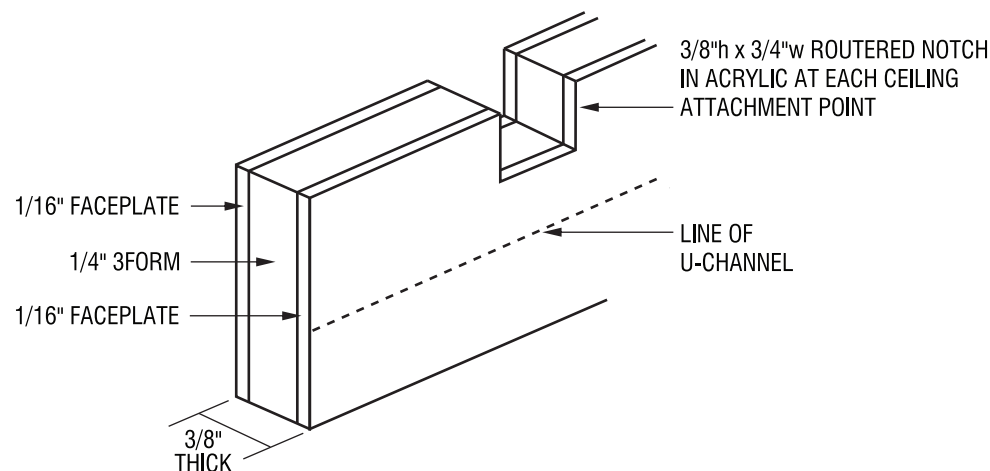
DATE:
4-03-2013

PROJECT:
Floor 3
 DRAWING NO:
13-1061-00

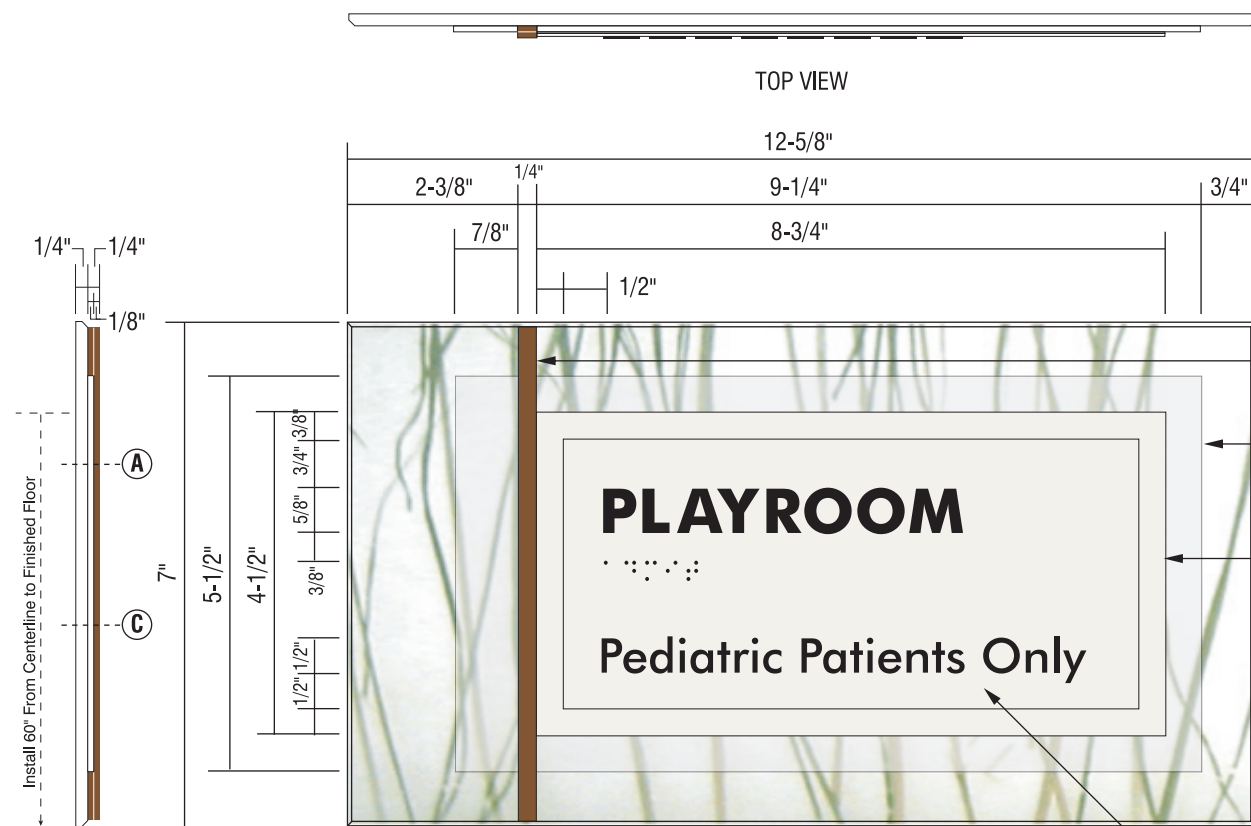
SIGN TYPE:
D.12
Overhead Ceiling
9.25x30



CONSTRUCTION DETAIL 1
 SCALE: NTS



CONSTRUCTION DETAIL 2
 SCALE: NTS



SIDE VIEW
SCALE: NTS

DEPARTMENT SMALL - SIGN TYPE G.2
SCALE: 3/8"=1"

BACKPLATE
1/4" THICK 3FORM BEAR GRASS LITE
WITH 45 DEGREE CHAMFER MILLED EDGE

PAINTED ACCENT
1/8" THICK CLEAR ACRYLIC FIRST SURFACE PAINTED
COLOR: TO MATCH PMS #8582 (SATIN)
(2) 1-1/2" PAINTED SPACERS TO FORM NOTCH THAT
FITS OVER P-95 ACRYLIC ACCENT

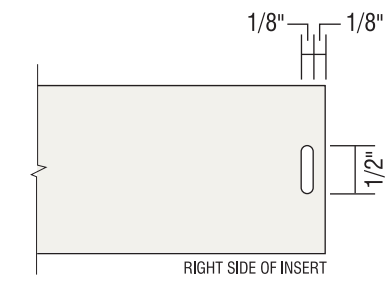
ACRYLIC ACCENT
1/8" THICK P-95 NON-GLARE ACRYLIC
ACCENT WITH MILLED EDGES

FACEPLATE
1/16" THICK P-99 NON-GLARE ACRYLIC FACEPLATE
WITH MILLED EDGES AND SECOND SURFACE PAINTED
BORDER. AREA OF INSERT LOCATIONS TO REMAIN
CLEAR. MOUNT TO ACRYLIC ACCENT WITH
POLYCARBONATE SPACERS
COLOR: AKZO NOBEL #419-B1 (SATIN)
FIRST SURFACE OF FACEPLATE TO
HAVE 1/32" RAISED TEXT AND BRAILLE
5/8"h x 1/32" THICK RAISED, ADA ROWMARK LETTERS
COLOR: BLACK
FONT: FUTURA HV BT
CLEAR RASTER BRAILLE - GRADE 2

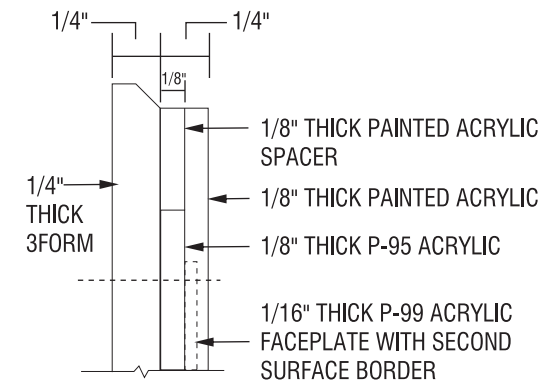
INSERT WITH KEYHOLE
3-15/16"h x 8-7/16"w x 20mil THICK RIGID VINYL
INSERT FIRST SURFACE PAINTED
COLOR: AKZO NOBEL #419-B1 (SATIN)
FIRST SURFACE VINYL APPLIED TEXT
VINYL TEXT, 3M MATTE BLACK, #7725-22
FONT: FUTURA MEDIUM

INSTALL: VHB TAPE AND SILICONE, BOTH MUST
BE LOCATED BEHIND THE 4-1/2" x 8-3/4" SOLID
FACEPLATE AREA, NOT TO BE SEEN THROUGH
THE 3FORM OR P-95 ACRYLIC

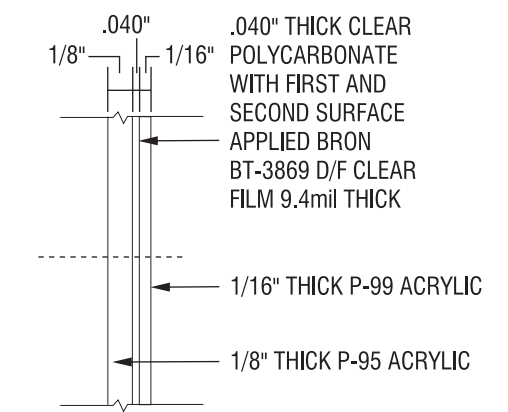
**NOTE: BRAILLE SHOWN BLACK
FOR ILLUSTRATION PURPOSES
ONLY. BRAILLE IS CLEAR RASTERS**



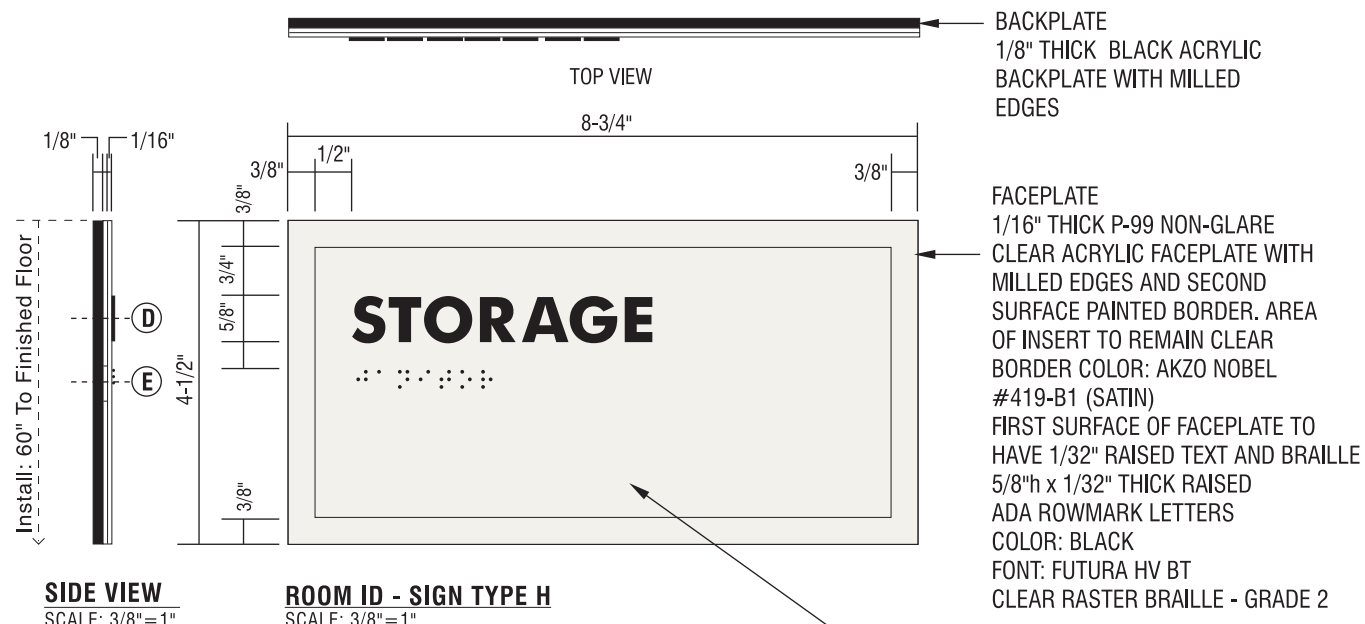
INSERT KEYHOLE DETAIL
SCALE: 1/2"=1"



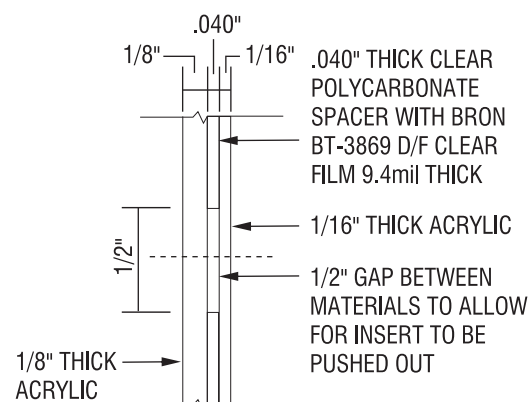
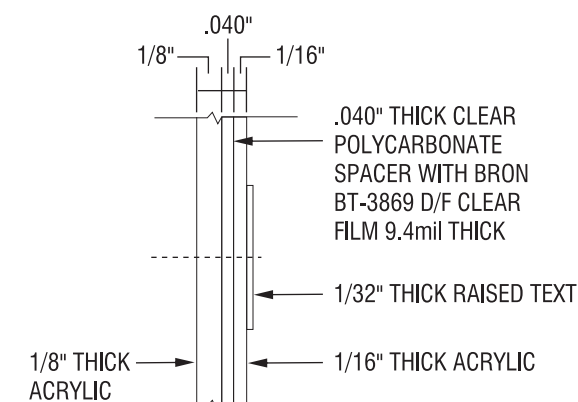
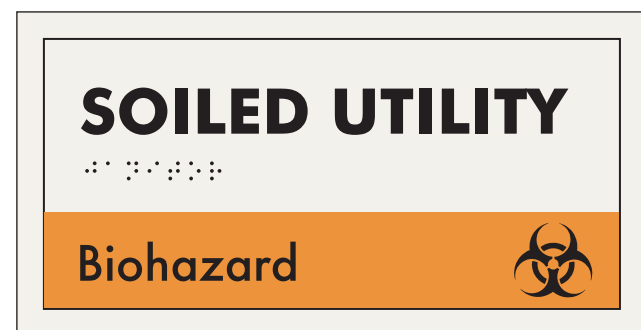
DETAIL A - SECTION VIEW
SCALE: 1"=1"



DETAIL C - SECTION VIEW
SCALE: 1"=1"



ADDITIONAL LAYOUT



CLIENT INFORMATION:

**Salinas Valley
Memorial Hospital**
450 E. Romie Lane
Salinas, CA 93901

APPROVALS:

IG ACCOUNT MANAGER _____
IG PRODUCTION MANAGER _____
CLIENT APPROVAL _____

SALES REP:

R. Redmon
DESIGNER:
T. West

REVISION DATES:

- 1
- 2
- 3
- 4
- 5

VOLTAGE: 120V
 240V

THIS ORIGINAL UNPUBLISHED DESIGN IS THE SOLE PROPERTY OF IMAGE GROUP. IT CANNOT BE REPRODUCED, COPIED OR EXHIBITED IN WHOLE OR PART, WITHOUT FIRST OBTAINING WRITTEN CONSENT FROM IMAGE GROUP. COLORS REPRESENTED IN THIS DRAWING ARE FOR PRESENTATION PURPOSES ONLY. THEY MAY NOT MATCH YOUR FINISHED PRODUCT PERFECTLY. COLOR CALL-OUTS ARE FOR REFERENCE PURPOSES ONLY.

PRIMARY ELECTRICAL TO SIGN LOCATIONS IS TO BE PROVIDED BY OTHERS. 20 AMP DEDICATED CIRCUIT(S) WITH NO SHARED NEUTRALS AND A GROUND RETURNING TO THE PANEL IS REQUIRED FOR ALL INSTALLATIONS. THIS SIGN IS INTENDED TO BE INSTALLED IN ACCORDANCE WITH THE REQUIREMENTS OF ARTICLE 600 OF THE NATIONAL ELECTRICAL CODE AND/OR OTHER APPLICABLE LOCAL CODES. THIS INCLUDES PROPER GROUNDING AND BONDING OF THE SIGN.

DATE:
4-03-2013

PROJECT:
Floor 3

DRAWING NO:
13-1061-00

SIGN TYPE:
**H J.1
Room ID
Restroom ID Staff**

CLIENT INFORMATION:

**Salinas Valley
Memorial Hospital**
450 E. Romie Lane
Salinas, CA 93901

APPROVALS:

IG ACCOUNT MANAGER _____

IG PRODUCTION MANAGER _____

CLIENT APPROVAL _____

SALES REP:

R. Redmon

DESIGNER:

T. West

REVISION DATES:

- 1
- 2
- 3
- 4
- 5

VOLTAGE: 120V
 240V

THIS ORIGINAL UNPUBLISHED DESIGN IS THE SOLE PROPERTY OF IMAGE GROUP. IT CANNOT BE REPRODUCED, COPIED OR EXHIBITED IN WHOLE OR PART, WITHOUT FIRST OBTAINING WRITTEN CONSENT FROM IMAGE GROUP. COLORS REPRESENTED IN THIS DRAWING ARE FOR PRESENTATION PURPOSES ONLY. THEY MAY NOT MATCH YOUR FINISHED PRODUCT PERFECTLY. COLOR CALL-OUTS ARE FOR REFERENCE PURPOSES ONLY.

PRIMARY ELECTRICAL TO SIGN LOCATIONS IS TO BE PROVIDED BY OTHERS. 20 AMP DEDICATED CIRCUIT(S) WITH NO SHARED NEUTRALS AND A GROUND RETURNING TO THE PANEL IS REQUIRED FOR ALL INSTALLATIONS. THIS SIGN IS INTENDED TO BE INSTALLED IN ACCORDANCE WITH THE REQUIREMENTS OF ARTICLE 600 OF THE NATIONAL ELECTRICAL CODE AND/OR OTHER APPLICABLE LOCAL CODES. THIS INCLUDES PROPER GROUNDING AND BONDING OF THE SIGN.

DATE:
4-03-2013

PROJECT:
Floor 3

DRAWING NO:
13-1061-00

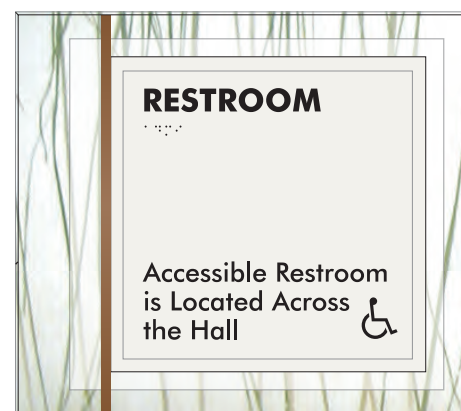
SIGN TYPE:
**J
Restroom ID**



SIDE VIEW
SCALE: NTS

RESTROOM ID - SIGN TYPE J
SCALE: 3/8"=1"

ADDITIONAL LAYOUT



INSERT: 1/2" h TEXT, 1-1/8" h SYMBOL

← BACKPLATE
1/4" THICK 3FORM BEAR GRASS LITE
WITH 45 DEGREE CHAMFER MILLED EDGE

← PAINTED ACCENT
1/8" THICK CLEAR ACRYLIC FIRST SURFACE PAINTED
COLOR: TO MATCH PMS #8582 (SATIN)
(2) 1-1/2" PAINTED SPACERS TO FORM NOTCH THAT
FITS OVER P-95 ACRYLIC ACCENT

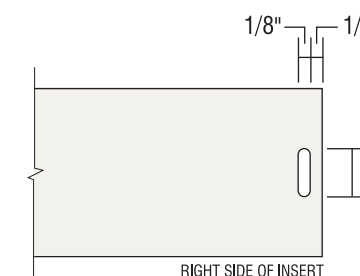
← ACRYLIC ACCENT
1/8" THICK P-95 NON-GLARE ACRYLIC
ACCENT WITH MILLED EDGES

← FACEPLATE
1/16" THICK P-99 NON-GLARE ACRYLIC FACEPLATE
WITH MILLED EDGES AND SECOND SURFACE PAINTED
BORDER. AREA OF INSERT LOCATIONS TO REMAIN
CLEAR. MOUNT TO ACRYLIC ACCENT WITH
POLYCARBONATE SPACERS
COLOR: AKZO NOBEL #419-B1 (SATIN)
FIRST SURFACE OF FACEPLATE TO
HAVE 1/32" RAISED TEXT AND BRAILLE
5/8" h x 1/32" THICK RAISED, ADA ROWMARK LETTERS
COLOR: BLACK
FONT: FUTURA MD BT
CLEAR RASTER BRAILLE - GRADE 2

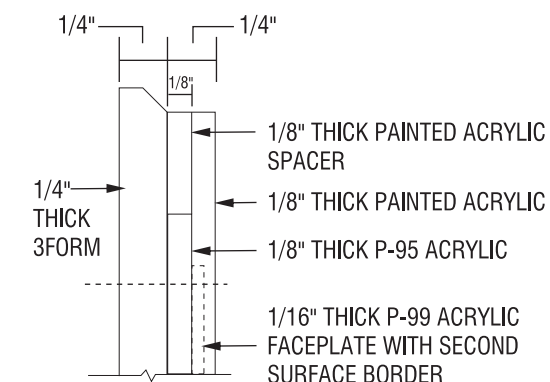
← INSERT WITH KEYHOLE
8-3/16" h x 8-7/16" w x 20mil THICK RIGID VINYL
INSERT FIRST SURFACE PAINTED
COLOR: AKZO NOBEL #419-B1 (SATIN)
FIRST SURFACE VINYL APPLIED TEXT
VINYL TEXT, 3M MATTE BLACK, #7725-22
FONT: FUTURA MEDIUM

INSTALL: VHB TAPE AND SILICONE, BOTH MUST
BE LOCATED BEHIND THE 4-1/2" x 8-3/4" SOLID
FACEPLATE AREA, NOT TO BE SEEN THROUGH
THE 3FORM OR P-95 ACRYLIC

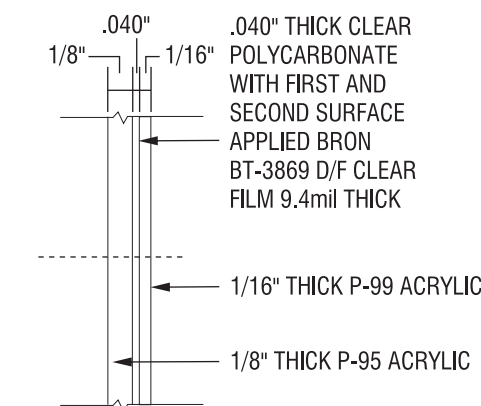
**NOTE: BRAILLE SHOWN BLACK
FOR ILLUSTRATION PURPOSES
ONLY. BRAILLE IS CLEAR RASTERS**



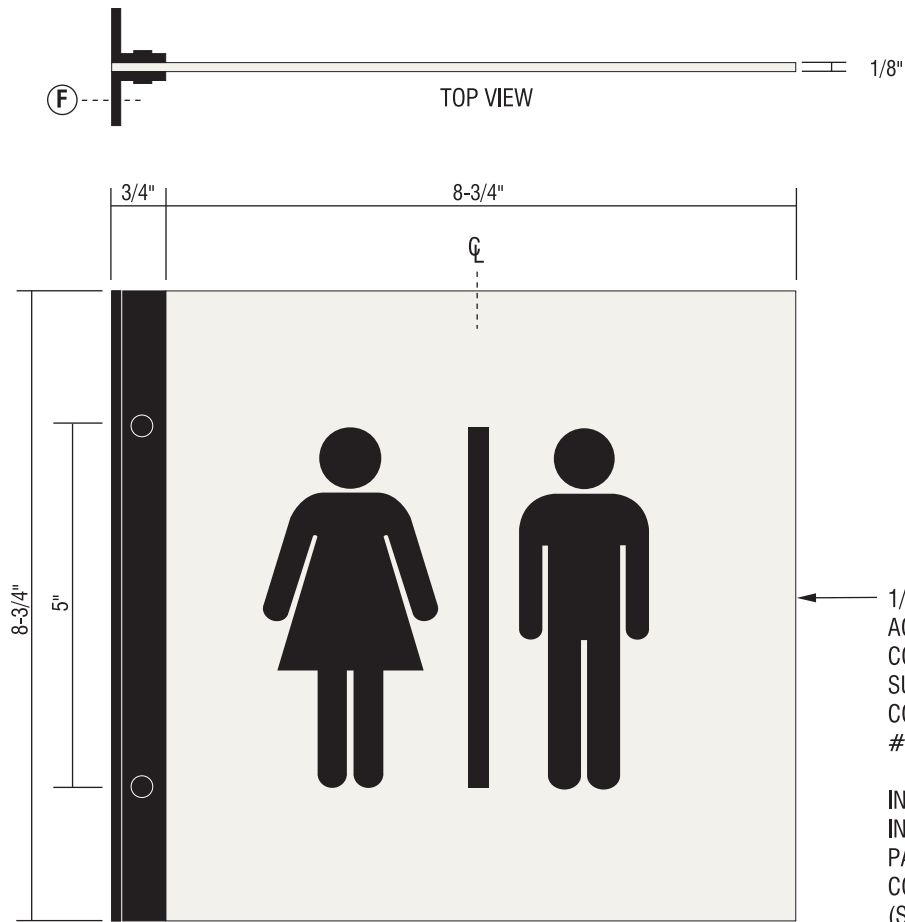
INSERT KEYHOLE DETAIL
SCALE: 1/2"=1"



DETAIL A - SECTION VIEW
SCALE: 1"=1"




DETAIL C - SECTION VIEW
SCALE: 1"=1"




PROJECTING ID - SIGN TYPE J.2
SCALE: 3/8"=1"

1/8" THICK SURFACE PAINTED ACRYLIC WITH MILLED EDGES
COLOR: AKZO NOBEL #419-B1 (SATIN)
SURFACE APPLIED VINYL
COLOR: 3M MATTE BLACK #7725-22

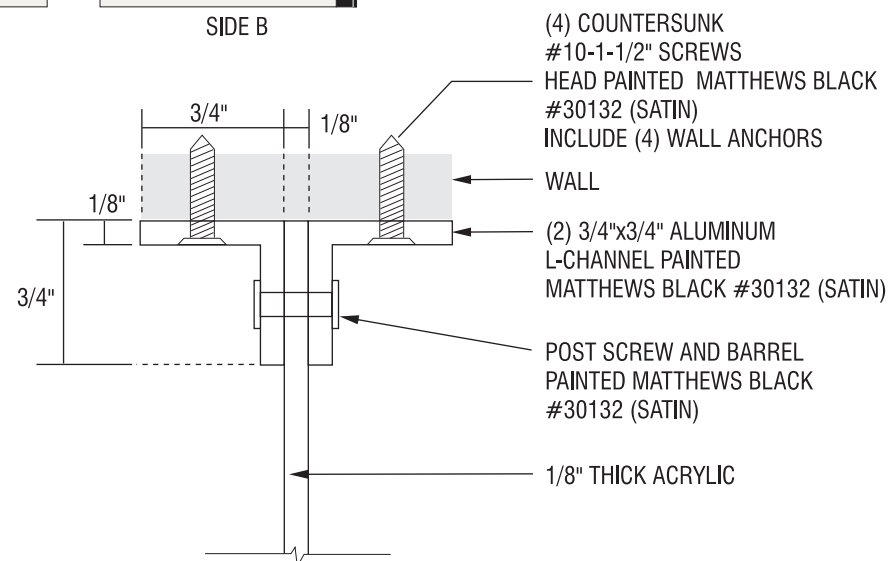
INSTALL: WALL BRACKET, INCLUDE HARDWARE WITH PAINTED FINISH
COLOR: MATTHEWS BLACK #30132 (SATIN)



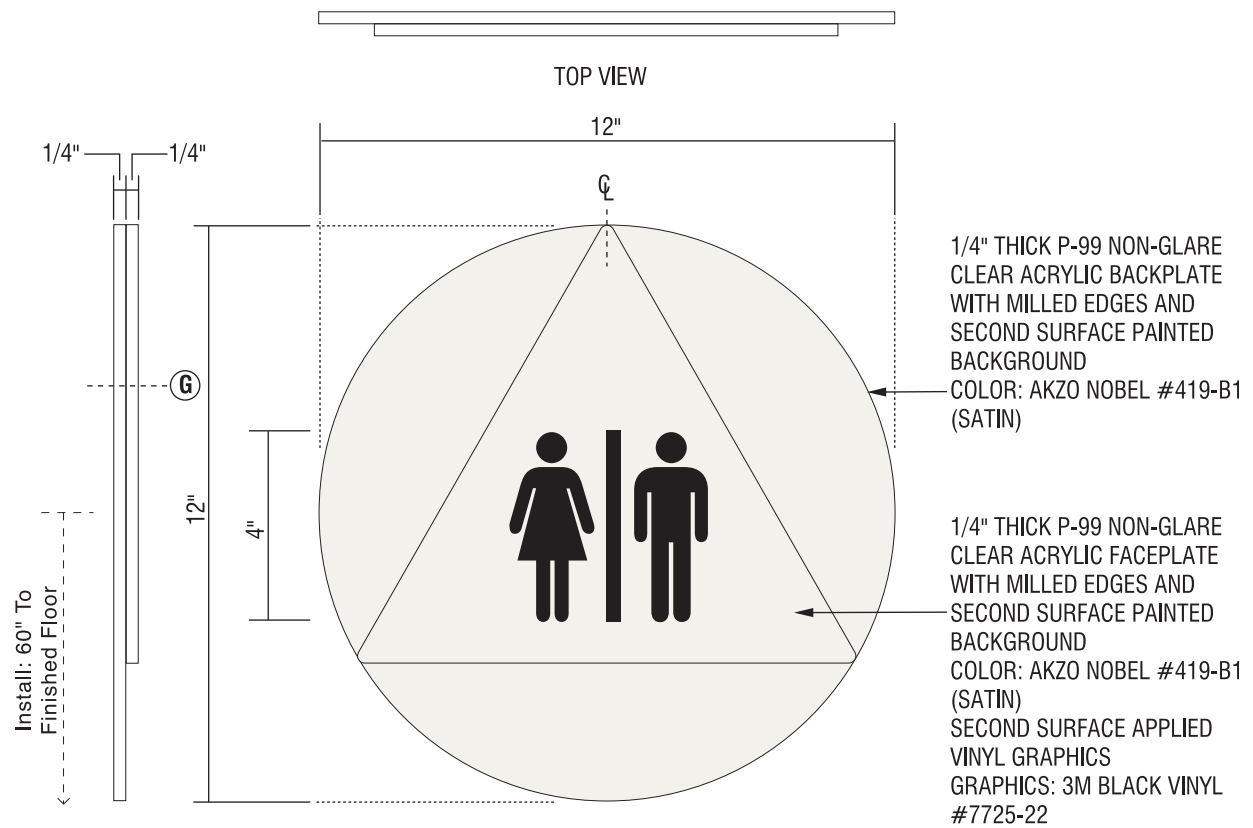
SIDE A



SIDE B



DETAIL F - BRACKET DETAIL
SCALE: 1"=1"



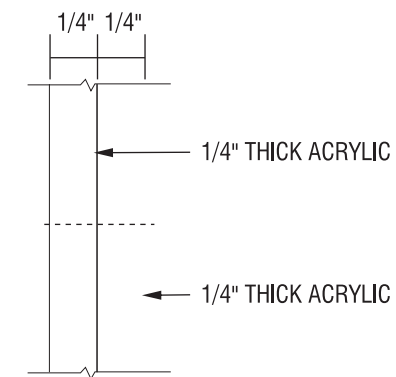
SIDE VIEW
SCALE: 1/4"=1"

UNISEX RESTROOM ID - SIGN TYPE J.3
SCALE: 1/4"=1"

1/4" THICK P-99 NON-GLARE CLEAR ACRYLIC BACKPLATE WITH MILLED EDGES AND SECOND SURFACE PAINTED BACKGROUND
COLOR: AKZO NOBEL #419-B1 (SATIN)

1/4" THICK P-99 NON-GLARE CLEAR ACRYLIC FACEPLATE WITH MILLED EDGES AND SECOND SURFACE PAINTED BACKGROUND
COLOR: AKZO NOBEL #419-B1 (SATIN)
SECOND SURFACE APPLIED VINYL GRAPHICS
GRAPHICS: 3M BLACK VINYL #7725-22

INSTALL: VHB TAPE AND SILICONE



DETAIL G - SECTION VIEW
SCALE: 1"=1"

CLIENT INFORMATION:

Salinas Valley Memorial Hospital
450 E. Romie Lane
Salinas, CA 93901

APPROVALS:

IG ACCOUNT MANAGER _____
IG PRODUCTION MANAGER _____
CLIENT APPROVAL _____

SALES REP:

R. Redmon
DESIGNER:
T. West

REVISION DATES:

- 1
- 2
- 3
- 4
- 5

VOLTAGE: 120V
 240V

THIS ORIGINAL UNPUBLISHED DESIGN IS THE SOLE PROPERTY OF IMAGE GROUP. IT CANNOT BE REPRODUCED, COPIED OR EXHIBITED IN WHOLE OR PART, WITHOUT FIRST OBTAINING WRITTEN CONSENT FROM IMAGE GROUP. COLORS REPRESENTED IN THIS DRAWING ARE FOR PRESENTATION PURPOSES ONLY. THEY MAY NOT MATCH YOUR FINISHED PRODUCT PERFECTLY. COLOR CALL-OUTS ARE FOR REFERENCE PURPOSES ONLY.

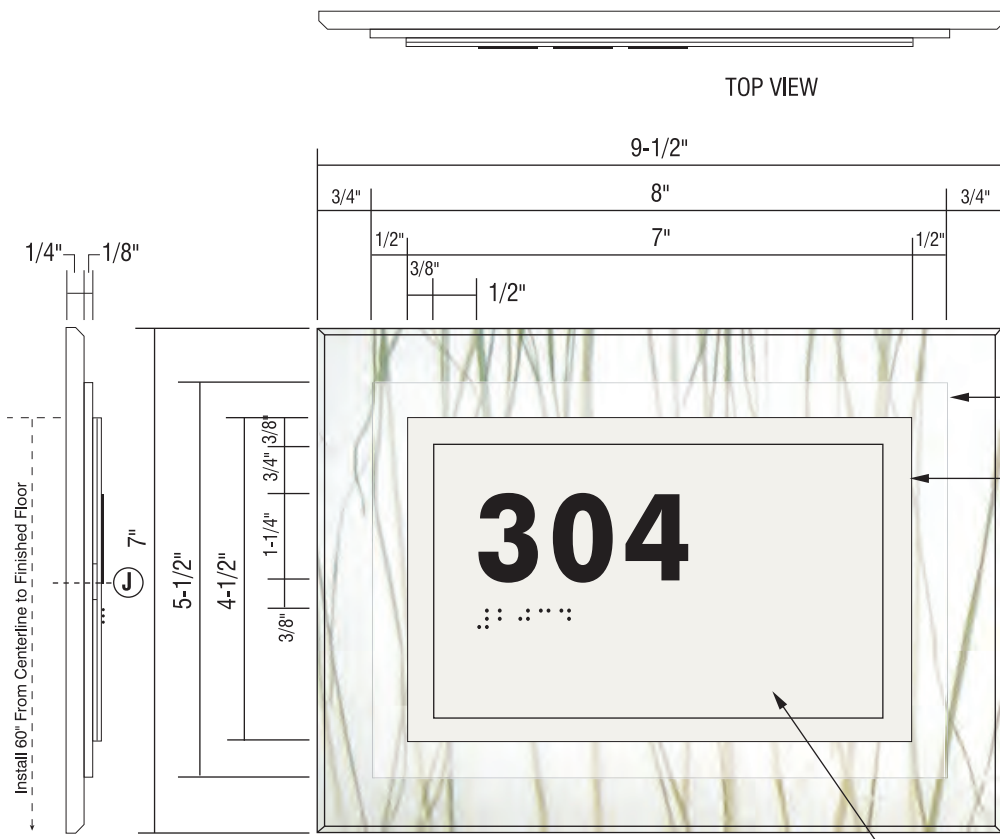
PRIMARY ELECTRICAL TO SIGN LOCATIONS IS TO BE PROVIDED BY OTHERS. 20 AMP DEDICATED CIRCUIT(S) WITH NO SHARED NEUTRALS AND A GROUND RETURNING TO THE PANEL IS REQUIRED FOR ALL INSTALLATIONS. THIS SIGN IS INTENDED TO BE INSTALLED IN ACCORDANCE WITH THE REQUIREMENTS OF ARTICLE 600 OF THE NATIONAL ELECTRICAL CODE AND/OR OTHER APPLICABLE LOCAL CODES. THIS INCLUDES PROPER GROUNDING AND BONDING OF THE SIGN.

DATE:
4-03-2013

PROJECT:
Floor 3

DRAWING NO:
13-1061-00

SIGN TYPE:
J.2 J.3
Projecting ID
Restroom ID



BACKPLATE
1/4" THICK 3FORM BEAR
GRASS LITE WITH
45 DEGREE CHAMFER
MILLED EDGE

ACRYLIC ACCENT
1/8" THICK P-95
NON-GLARE ACRYLIC
ACCENT WITH MILLED
EDGES

FACEPLATE
1/16" THICK P-99 NON-GLARE
ACRYLIC FACEPLATE WITH
MILLED EDGES AND SECOND
SURFACE PAINTED BORDER.
AREA OF INSERT LOCATIONS
TO REMAIN CLEAR. MOUNT
TO ACRYLIC ACCENT WITH
POLYCARBONATE SPACERS
COLOR: AKZO NOBEL
#419-B1 (SATIN)
FIRST SURFACE OF
FACEPLATE TO HAVE 1/32"
RAISED TEXT AND BRAILLE
1-1/4"x x 1/32" THICK RAISED,
ADA ROWMARK LETTERS
COLOR: BLACK
FONT: FUTURA HV BT
CLEAR RASTER BRAILLE
GRADE 2

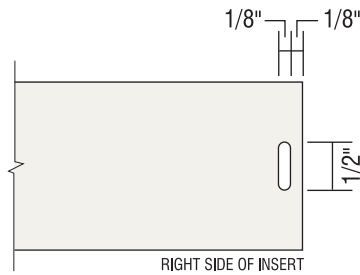
INSERT WITH KEYHOLE
3-15/16"h x 6-11/16"w
20mil THICK RIGID VINYL
INSERT FIRST SURFACE PAINTED
COLOR: AKZO NOBEL #419-B1
(SATIN)
FIRST SURFACE VINYL APPLIED
TEXT
VINYL TEXT, 3M MATTE BLACK,
#7725-22
FONT: FUTURA MEDIUM

INSTALL: VHB TAPE AND
SILICONE, BOTH MUST BE
LOCATED BEHIND THE
4-1/2" x 7" SOLID FACEPLATE
AREA, NOT TO BE SEEN
THROUGH THE 3FORM OR
P-95 ACRYLIC

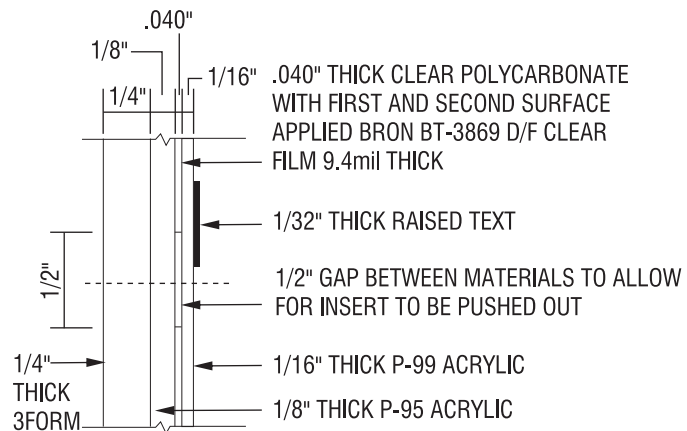
**NOTE: BRAILLE SHOWN BLACK
FOR ILLUSTRATION PURPOSES
ONLY. BRAILLE IS CLEAR
RASTERS**

SIDE VIEW
SCALE: 3/8" = 1"

PATIENT ROOM ID - SIGN TYPE K
SCALE: 3/8" = 1"



INSERT KEYHOLE DETAIL
SCALE: 1/2" = 1"



DETAIL J - SECTION VIEW
SCALE: 1" = 1"

- 1
- 2
- 3
- 4
- 5

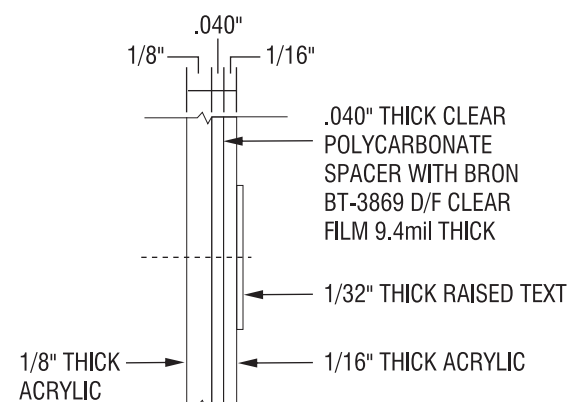


NOTE: BRAILLE SHOWN BLACK FOR ILLUSTRATION PURPOSES ONLY. BRAILLE IS CLEAR RASTERS

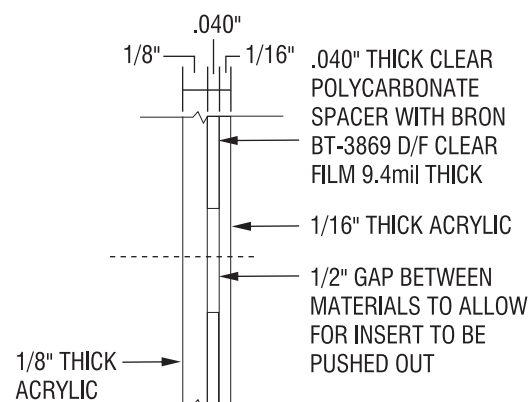


NOTE: BRAILLE SHOWN BLACK FOR ILLUSTRATION PURPOSES ONLY. BRAILLE IS CLEAR RASTERS

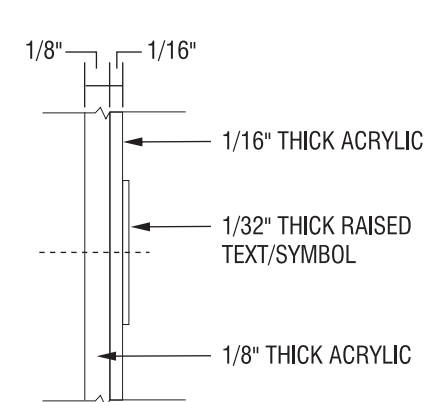
DETAIL D - SECTION VIEW
SCALE: 1"=1"

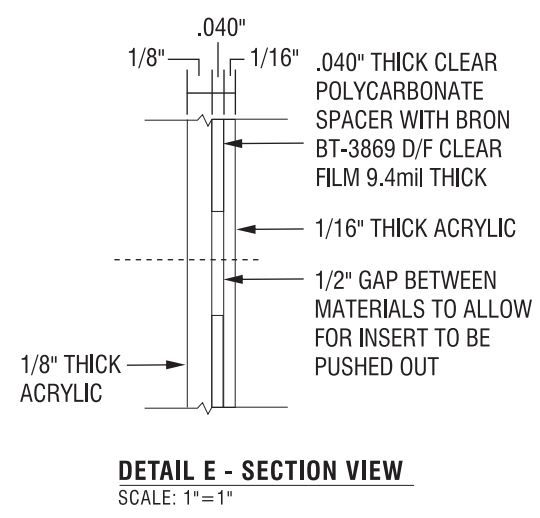
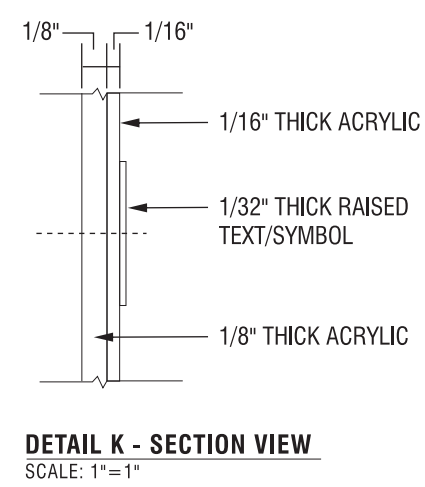
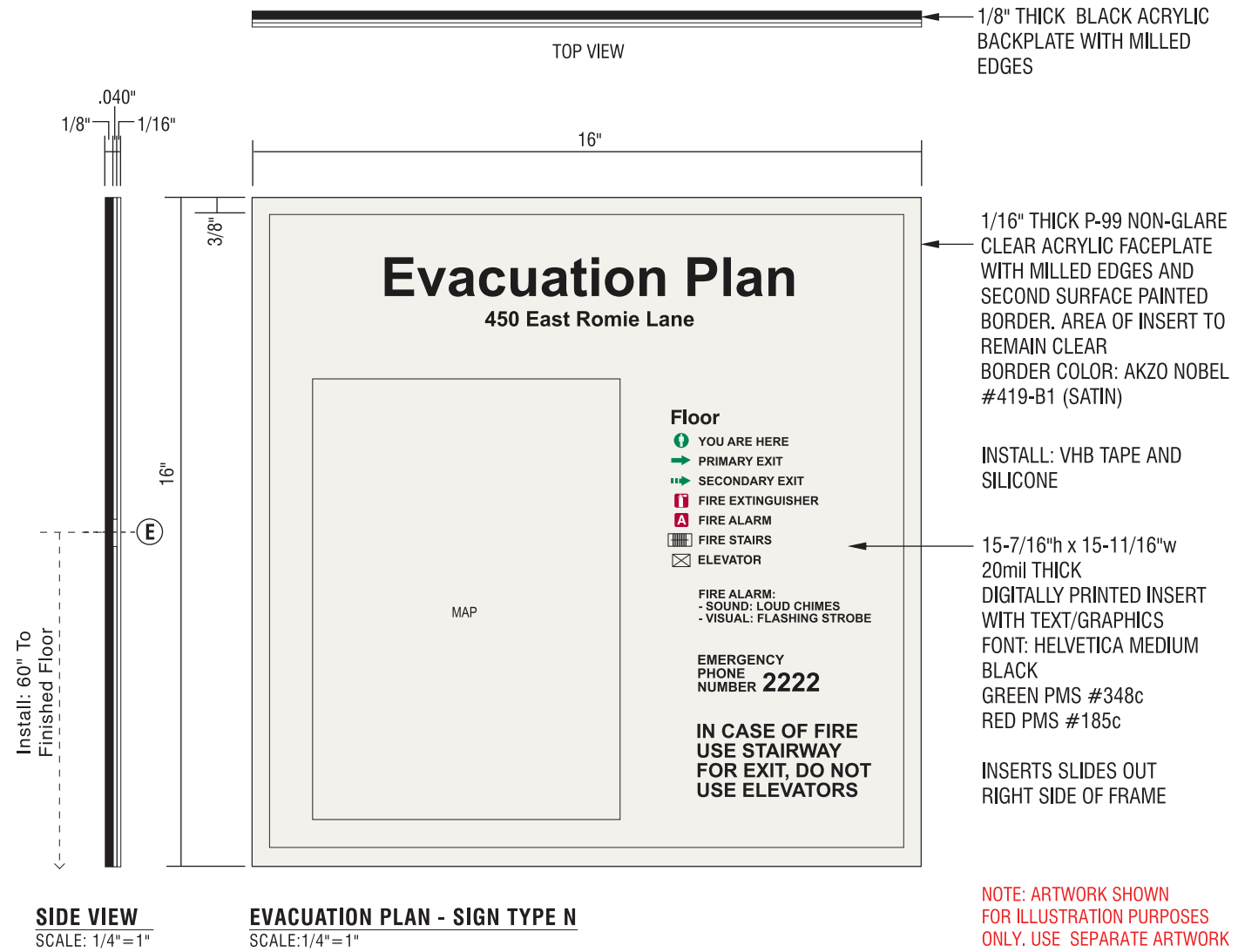
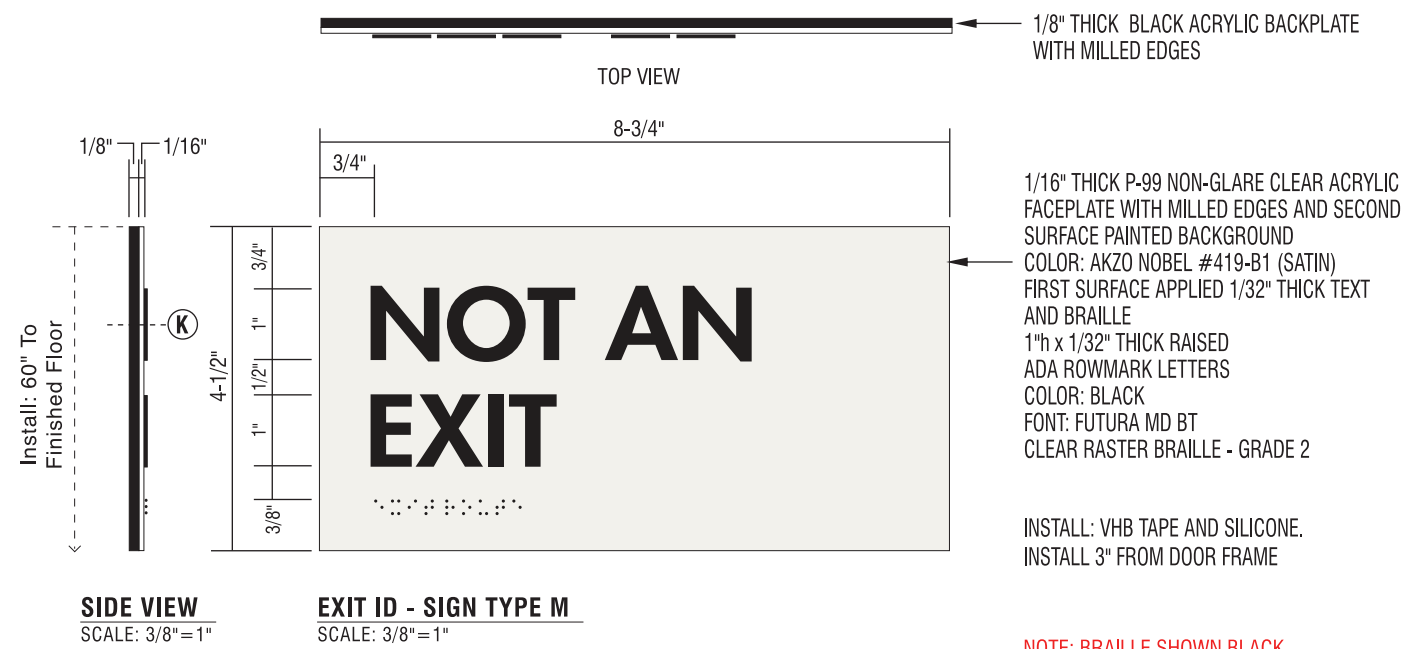


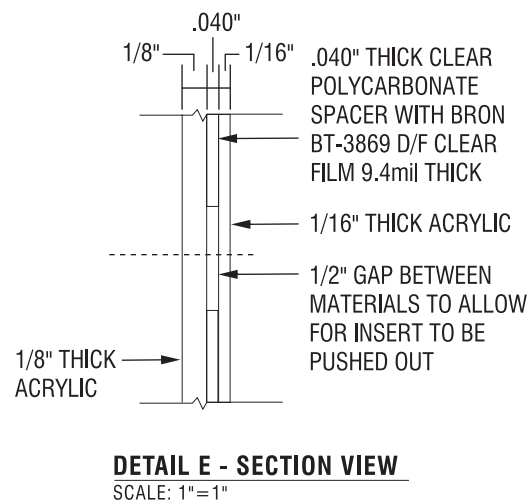
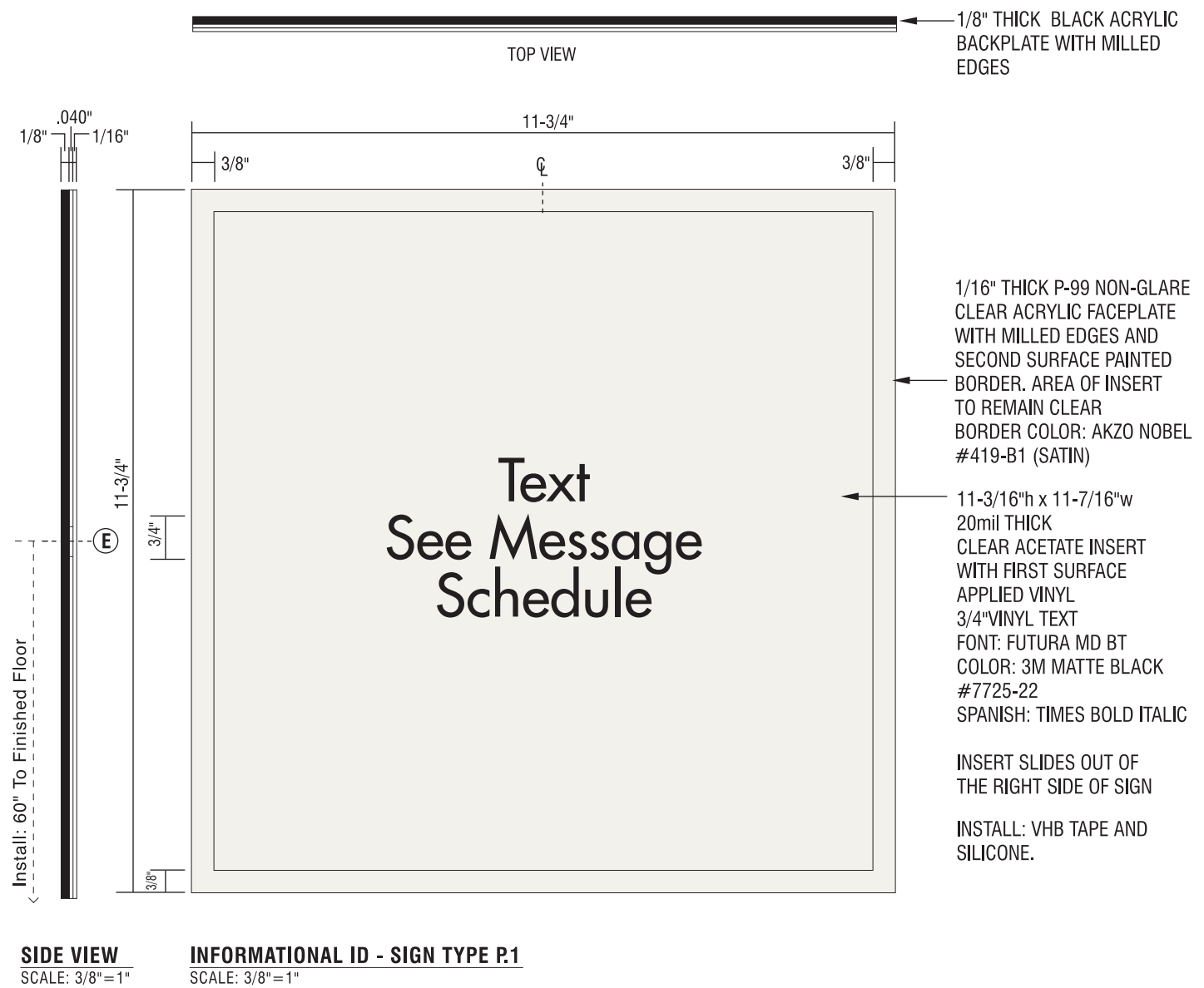
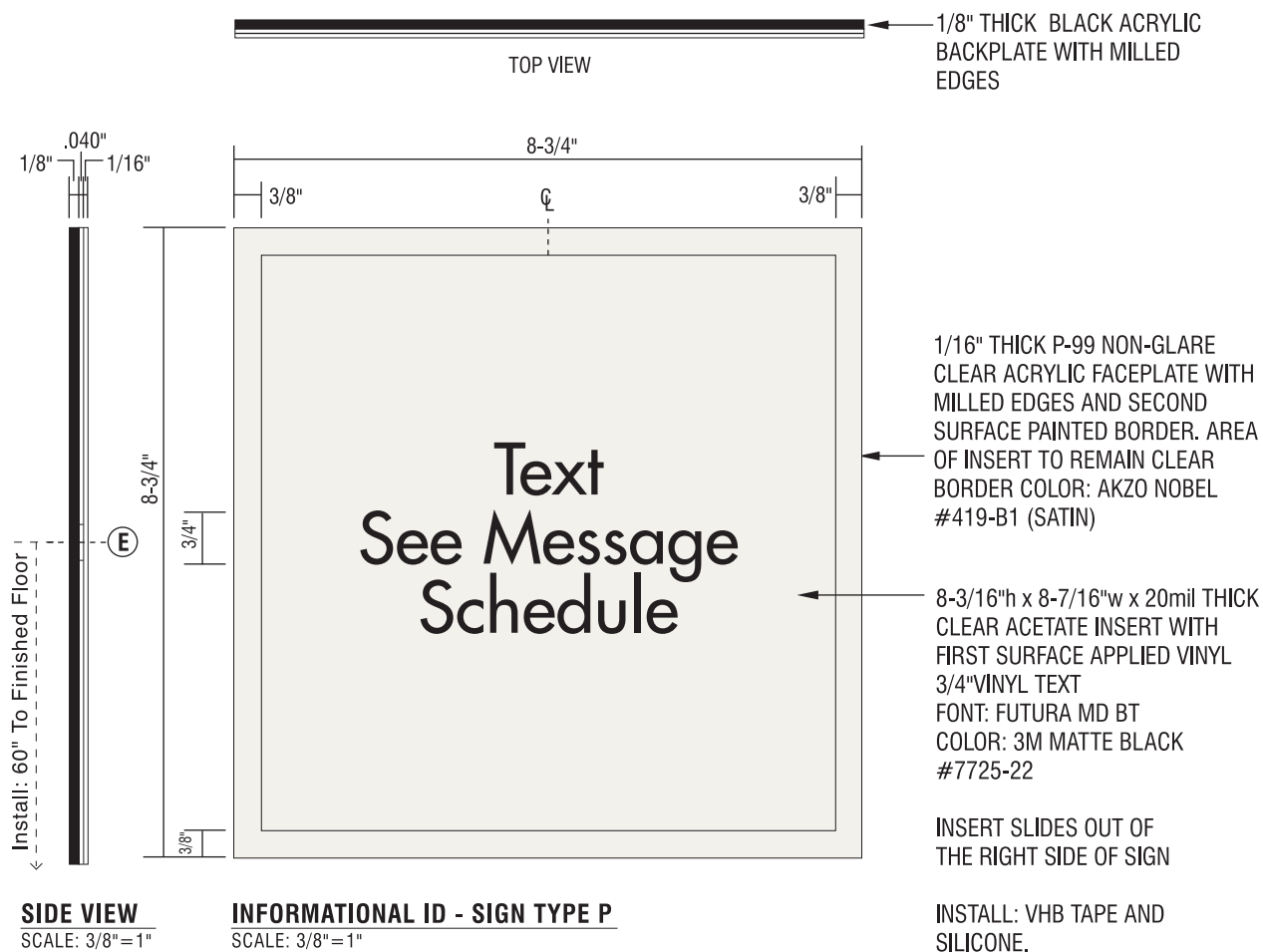
DETAIL E - SECTION VIEW
SCALE: 1"=1"



DETAIL K - SECTION VIEW
SCALE: 1"=1"







ADDITIONAL LAYOUTS



CLIENT INFORMATION:

**Salinas Valley
Memorial Hospital**
450 E. Romie Lane
Salinas, CA 93901

APPROVALS:

IG ACCOUNT MANAGER _____
IG PRODUCTION MANAGER _____
CLIENT APPROVAL _____

SALES REP:

R. Redmon
DESIGNER:
T. West

REVISION DATES:

- 1
- 2
- 3
- 4
- 5

VOLTAGE: 120V
 240V

THIS ORIGINAL UNPUBLISHED DESIGN IS THE SOLE PROPERTY OF IMAGE GROUP. IT CANNOT BE REPRODUCED, COPIED OR EXHIBITED IN WHOLE OR PART, WITHOUT FIRST OBTAINING WRITTEN CONSENT FROM IMAGE GROUP. COLORS REPRESENTED IN THIS DRAWING ARE FOR PRESENTATION PURPOSES ONLY. THEY MAY NOT MATCH YOUR FINISHED PRODUCT PERFECTLY. COLOR CALL-OUTS ARE FOR REFERENCE PURPOSES ONLY.

PRIMARY ELECTRICAL TO SIGN LOCATIONS IS TO BE PROVIDED BY OTHERS. 20 AMP DEDICATED CIRCUIT(S) WITH NO SHARED NEUTRALS AND A GROUND RETURNING TO THE PANEL IS REQUIRED FOR ALL INSTALLATIONS. THIS SIGN IS INTENDED TO BE INSTALLED IN ACCORDANCE WITH THE REQUIREMENTS OF ARTICLE 600 OF THE NATIONAL ELECTRICAL CODE AND/OR OTHER APPLICABLE LOCAL CODES. THIS INCLUDES PROPER GROUNDING AND BONDING OF THE SIGN.

DATE:
4-03-2013

PROJECT:
Floor 3

DRAWING NO:
13-1061-00

SIGN TYPE:
P P.1
Informational ID

CLIENT INFORMATION:

**Salinas Valley
 Memorial Hospital**
 450 E. Romie Lane
 Salinas, CA 93901

APPROVALS:

IG ACCOUNT MANAGER _____

IG PRODUCTION MANAGER _____

CLIENT APPROVAL _____

SALES REP:

R. Redmon

DESIGNER:

T. West

REVISION DATES:

- ①
- ②
- ③
- ④
- ⑤

VOLTAGE: 120V
 240V

THIS ORIGINAL UNPUBLISHED DESIGN IS THE SOLE PROPERTY OF IMAGE GROUP. IT CANNOT BE REPRODUCED, COPIED OR EXHIBITED IN WHOLE OR PART, WITHOUT FIRST OBTAINING WRITTEN CONSENT FROM IMAGE GROUP. COLORS REPRESENTED IN THIS DRAWING ARE FOR PRESENTATION PURPOSES ONLY. THEY MAY NOT MATCH YOUR FINISHED PRODUCT PERFECTLY. COLOR CALL-OUTS ARE FOR REFERENCE PURPOSES ONLY.

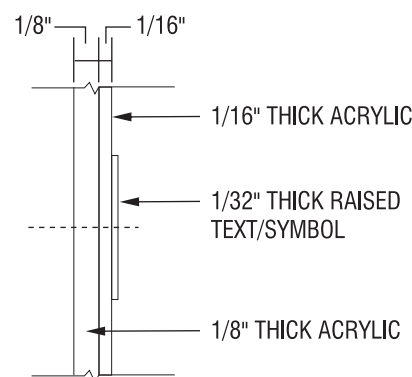
PRIMARY ELECTRICAL TO SIGN LOCATIONS IS TO BE PROVIDED BY OTHERS. 20 AMP DEDICATED CIRCUIT(S) WITH NO SHARED NEUTRALS AND A GROUND RETURNING TO THE PANEL IS REQUIRED FOR ALL INSTALLATIONS. THIS SIGN IS INTENDED TO BE INSTALLED IN ACCORDANCE WITH THE REQUIREMENTS OF ARTICLE 600 OF THE NATIONAL ELECTRICAL CODE AND/OR OTHER APPLICABLE LOCAL CODES. THIS INCLUDES PROPER GROUNDING AND BONDING OF THE SIGN.

DATE:
4-03-2013

PROJECT:
Floor 3

DRAWING NO:
13-1061-00

SIGN TYPE:
**P.2
 Elevator Warning**



DETAIL K - SECTION VIEW
 SCALE: 1"=1"



CLIENT INFORMATION:
Salinas Valley Memorial Hospital
450 E. Romie Lane
Salinas, CA 93901

APPROVALS:
 IG ACCOUNT MANAGER _____
 IG PRODUCTION MANAGER _____
 CLIENT APPROVAL _____

SALES REP:
R. Redmon
 DESIGNER:
T. West

- REVISION DATES:
- 1
 - 2
 - 3
 - 4
 - 5

VOLTAGE: 120V
 240V

THIS ORIGINAL UNPUBLISHED DESIGN IS THE SOLE PROPERTY OF IMAGE GROUP. IT CANNOT BE REPRODUCED, COPIED OR EXHIBITED IN WHOLE OR PART, WITHOUT FIRST OBTAINING WRITTEN CONSENT FROM IMAGE GROUP. COLORS REPRESENTED IN THIS DRAWING ARE FOR PRESENTATION PURPOSES ONLY. THEY MAY NOT MATCH YOUR FINISHED PRODUCT PERFECTLY. COLOR CALL-OUTS ARE FOR REFERENCE PURPOSES ONLY.

PRIMARY ELECTRICAL TO SIGN LOCATIONS IS TO BE PROVIDED BY OTHERS. 20 AMP DEDICATED CIRCUIT(S) WITH NO SHARED NEUTRALS AND A GROUND RETURNING TO THE PANEL IS REQUIRED FOR ALL INSTALLATIONS. THIS SIGN IS INTENDED TO BE INSTALLED IN ACCORDANCE WITH THE REQUIREMENTS OF ARTICLE 600 OF THE NATIONAL ELECTRICAL CODE AND/OR OTHER APPLICABLE LOCAL CODES. THIS INCLUDES PROPER GROUNDING AND BONDING OF THE SIGN.

DATE:
4-03-2013
 PROJECT:
Floor 3
 DRAWING NO:
13-1061-00
 SIGN TYPE:
Location Plan
Wayfinding

CLIENT INFORMATION:

**Salinas Valley
 Memorial Hospital**
 450 E. Romie Lane
 Salinas, CA 93901

APPROVALS:

IG ACCOUNT MANAGER _____
 IG PRODUCTION MANAGER _____
 CLIENT APPROVAL _____

SALES REP:

R. Redmon

DESIGNER:

T. West

REVISION DATES:

- 1
- 2
- 3
- 4
- 5

VOLTAGE: 120V
 240V

THIS ORIGINAL UNPUBLISHED DESIGN IS THE SOLE PROPERTY OF IMAGE GROUP. IT CANNOT BE REPRODUCED, COPIED OR EXHIBITED IN WHOLE OR PART, WITHOUT FIRST OBTAINING WRITTEN CONSENT FROM IMAGE GROUP. COLORS REPRESENTED IN THIS DRAWING ARE FOR PRESENTATION PURPOSES ONLY. THEY MAY NOT MATCH YOUR FINISHED PRODUCT PERFECTLY. COLOR CALL-OUTS ARE FOR REFERENCE PURPOSES ONLY.

PRIMARY ELECTRICAL TO SIGN LOCATIONS IS TO BE PROVIDED BY OTHERS. 20 AMP DEDICATED CIRCUIT(S) WITH NO SHARED NEUTRALS AND A GROUND RETURNING TO THE PANEL IS REQUIRED FOR ALL INSTALLATIONS. THIS SIGN IS INTENDED TO BE INSTALLED IN ACCORDANCE WITH THE REQUIREMENTS OF ARTICLE 600 OF THE NATIONAL ELECTRICAL CODE AND/OR OTHER APPLICABLE LOCAL CODES. THIS INCLUDES PROPER GROUNDING AND BONDING OF THE SIGN.

DATE:
4-03-2013

PROJECT:
Floor 3

DRAWING NO:
13-1061-00

SIGN TYPE:
**Location Plan
 Room ID**



- 1
- 2
- 3
- 4
- 5

THIS ORIGINAL UNPUBLISHED DESIGN IS THE SOLE PROPERTY OF IMAGE GROUP. IT CANNOT BE REPRODUCED, COPIED OR EXHIBITED IN WHOLE OR PART, WITHOUT FIRST OBTAINING WRITTEN CONSENT FROM IMAGE GROUP. COLORS REPRESENTED IN THIS DRAWING ARE FOR PRESENTATION PURPOSES ONLY. THEY MAY NOT MATCH YOUR FINISHED PRODUCT PERFECTLY. COLOR CALL-OUTS ARE FOR REFERENCE PURPOSES ONLY.

PRIMARY ELECTRICAL TO SIGN LOCATIONS IS TO BE PROVIDED BY OTHERS. 20 AMP DEDICATED CIRCUIT(S) WITH NO SHARED NEUTRALS AND A GROUND RETURNING TO THE PANEL IS REQUIRED FOR ALL INSTALLATIONS. THIS SIGN IS INTENDED TO BE INSTALLED IN ACCORDANCE WITH THE REQUIREMENTS OF ARTICLE 600 OF THE NATIONAL ELECTRICAL CODE AND/OR OTHER APPLICABLE LOCAL CODES. THIS INCLUDES PROPER GROUNDING AND BONDING OF THE SIGN.

