



INTERIOR SIGNAGE PROGRAM BRAND BOOK



Lat: 47°37'6.43\"N

Lon: 122°20'19.30\"W

PUBLISHED:
DECEMBER 18, 2013



PRODUCT INDEX

BLDG. ID	PAGE 5: BUILDING NAME - EXT	DIR	PAGE 18 & 19: DIRECTORY / EVAC. MAP
BLDG. ID.1	PAGE 6: BUILDING NAME - INT	ART-PLQ.	PAGE 20 & 21: ART PLAQUE
RL.1-A	PAGE 7 & 8: RECEPTION LOGO - B/Y	TAG.1	PAGE 22: ELEVATOR RECEPTION
RL.1-B	PAGE 7 & 8: RECEPTION LOGO - B/B	TAG.2	PAGE 22: ELEVATOR ID
RL.1-C	PAGE 7 & 8: RECEPTION LOGO - W/Y	SERVES	PAGE 23: ELEVATOR DECAL
RL.1-D	PAGE 7 & 8: RECEPTION LOGO - W/W	DIRECT	PAGE 24 & 25: DIRECTIONAL - WALL
RL.1-E	PAGE 7 & 8: RECEPTION LOGO - BR/Y	BLADE-A	PAGE 26 & 27: COMM CENTER
RL.2-A	PAGE 7 & 8: RECEPTION LOGO - PNTD	BLADE-A-1	PAGE 26 & 27: COPY ROOM
DL.1-A	PAGE 9: BUILDING NAME DECAL - BLK	BLADE-B	PAGE 26 & 27: ELEVATOR w/ DOGS
DL.1-B	PAGE 9: BUILDING NAME DECAL - WHT	BLADE-B-1	PAGE 26 & 27: ELEVATOR w/out DOGS
RS.01-C	PAGE 10: OFFICE ROOM ID - CLR	BLADE-C	PAGE 26 & 27: RESTROOMS
RS.02-C	PAGE 10: OFFICE ROOM ID - CLR	BLADE-CM	PAGE 26 & 27: RESTROOM-MEN
RS.03-C	PAGE 10: OFFICE ROOM ID - CLR	BLADE-CW	PAGE 26 & 27: RESTROOM-WOMEN
RS.01-W	PAGE 11: OFFICE ROOM ID - WHT	BLADE-D	PAGE 26 & 27: BUSINESS CENTER
RS.02-W	PAGE 11: OFFICE ROOM ID - WHT	BLADE-E	PAGE 26 & 27: IT SUPPORT
RS.03-W	PAGE 11: OFFICE ROOM ID - WHT	MAX-OCC	PAGE 28: MAXIMUM OCCUPANCY
RS.01-B	PAGE 12: OFFICE ROOM ID - BLK	BIN-A	PAGE 29: RECYCLE BIN DECAL - CLR
RS.02-B	PAGE 12: OFFICE ROOM ID - BLK	BIN-B	PAGE 29: RECYCLE BIN DECAL - DRK
RS.03-B	PAGE 12: OFFICE ROOM ID - BLK	COFFEE-A	PAGE 30: COFFEE BIN DECAL - CLR
RS LISTING	PAGE 13: TYP. OFFICE ROOM ID LISTINGS	COFFEE-B	PAGE 30: COFFEE BIN DECAL - DRK
CONF. RM.	PAGE 14 & 15: CONFERENCE ROOM DECAL	SHRED-A	PAGE 31: SHREDDING BIN DECAL - CLR
AV. RM.	PAGE 16 & 17: AV ROOM DECAL	SHRED-B	PAGE 31: SHREDDING BIN DECAL - DRK

BRAND USAGE GUIDELINES



CLEAR SPACE: IS BASED UPON THE BOLD LETTER "O" IN THE LOGO. HORIZONTAL SPACE REQUIRED IS THE FULL WIDTH OF THE "O" ON EITHER SIDE. VERTICAL SPACE REQUIRED IS HALF OF THE "O" ABOVE & BELOW.



PREFERRED TWO COLOR OPTION



PREFERRED ONE COLOR OPTION



REVERSED TWO-COLOR



REVERSED ONE-COLOR



ON DARK BACKGROUND



ON LIGHT BACKGROUND

AMAZON CORPORATE COLORS ARE BLACK & YELLOW. NO SCREENS OF EITHER COLOR ARE ALLOWED. IF THE LOGO MOVES TO ONE-COLOR, THE SMILE WILL BE BLACK OR WHITE, NEVER GREY. THE LOGO MUST APPEAR IN ONE OF THE COLOR COMBINATIONS SHOWN ABOVE.

SIGNAGE: PMS #1375c YELLOW
SPOT: PMS #137c YELLOW
CMYK: 0/49/100/0
RGB: 255/153/00

SIGNAGE: PROCESS BLACK
SPOT: PROCESS BLACK
CMYK: 0/0/0/100
RGB: 0/0/0

CORPORATE COMPLIANCE:

COLORS REPRESENTED IN THESE DRAWINGS ARE FOR PRESENTATION PURPOSES ONLY. THEY MAY NOT MATCH YOUR FINISHED PRODUCT PERFECTLY. ALL COLOR CALL-OUTS ARE FOR REFERENCE PURPOSES ONLY.

THE ORIGINAL UNPUBLISHED DESIGNS ARE THE SOLE PROPERTY OF IMAGE GROUP. THEY CANNOT BE REPRODUCED, COPIED OR EXHIBITED IN WHOLE OR PART, WITHOUT FIRST OBTAINING WRITTEN CONSENT FROM IMAGE GROUP.

TYPESTYLES

Verdana

ABCDEFGHIJKLMNOPQRSTUVWXYZ
 abcdefghijklmnopqrstuvwxyz
 012346789

Verdana Bold

**ABCDEFGHIJKLMNOPQRSTUVWXYZ
 abcdefghijklmnopqrstuvwxyz
 012346789**

Frutiger 45 Bold

ABCDEFGHIJKLMNOPQRSTUVWXYZ
 abcdefghijklmnopqrstuvwxyz
 012346789

Gill Sans Bold

ABCDEFGHIJKLMNOPQRSTUVWXYZ
 abcdefghijklmnopqrstuvwxyz
 012346789

Calibri Bold

ABCDEFGHIJKLMNOPQRSTUVWXYZ
 abcdefghijklmnopqrstuvwxyz
 012346789

Calibri Italic











*ABCDEFGHIJKLMNOPQRSTUVWXYZ
 abcdefghijklmnopqrstuvwxyz
 012346789*

DEFUSED








**ABCDEFGHIJKLMNOPQRSTUVWXYZ
 012346789**

MATERIAL FINISHES








PMS & DIGITAL PRINT LEGEND

 PMS #1375c	 PMS #3c COOL GRAY
 PMS #287c	 PMS #431c TO MATCH BLUE WAX
 PMS #7690c	 CMYK C:85/M:64/Y:25/K:6
 PMS #377c	 BLACK
 PMS #725c	 WHITE







VINYL LEGEND


 3M #7725-64 APRICOT - OPAQUE
 3M #7725-20 MATTE WHITE - OPAQUE
 3M #7725-22 MATTE BLACK - OPAQUE
 3M #8150-114 CLEAR - TRANSLUCENT
 3M #7725SE-314 DUSTED CRYSTAL - TRANSLUCENT
 GERBER IMAGECAL-R CLEAR LOW TACK VINYL (OR EQUIVALENT)
 GERBER IMAGECAL-R WHITE LOW TACK VINYL (OR EQUIVALENT)

PAINT & MATERIAL LEGEND

 TO MATCH PMS #1375c - MAP #155, SATIN FINISH
 WHITE, SATIN FINISH
 BLACK, SATIN FINISH
 BLUE WAX FINISHING PROCESS
 ANODIZED
 BRUSHED #4 HORIZONTAL, SATIN FINISH
 MAP BRUSHED SILVER, SATIN FINISH

ACRYLIC LEGEND

 LIGHTBLOCKS: CONTROL: 739-12 BM2066-40-3+9022 (OR EQUAL)
 LIGHTBLOCKS: CONTROL: 733-12 BM2009-20+9022 (OR EQUAL)
 LIGHTBLOCKS: CONTROL: 737-12 BM2028-20-4+9022 (OR EQUAL)
 LIGHTBLOCKS: CONTROL: 735-12 BM2018-20-1+9022 (OR EQUAL)
 LIGHTBLOCKS: TO MATCH PMS #425u
 PLASKOLITE OPTIX-NG - HEAVY MATTE FINISH



BLDG. ID: BLDG. NAME - EXT



BLDG. ID.1: BLDG. NAME - INT



RL.1-A: RECEPTION LOGO - B/Y



RL.1-B: RECEPTION LOGO - B/B



RL.1-C: RECEPTION LOGO - W/Y



RL.1-D: RECEPTION LOGO - W/W



RL.1-E: RECEPTION LOGO - BR/Y



RL.2-A: BLDG. NAME - PNTD.



DL.1-A: BLDG. NAME DECAL - BLK



DL.1-B: BLDG. NAME DECAL - WHT




RS.01-C: OFFICE ROOM ID - CLR
RS.01-W: OFFICE ROOM ID - WHT
RS.01-B: OFFICE ROOM ID - BLK



RS.02-C: OFFICE ROOM ID - CLR
RS.02-W: OFFICE ROOM ID - WHT
RS.02-B: OFFICE ROOM ID - BLK




RS.03-C: OFFICE ROOM ID - CLR
RS.03-W: OFFICE ROOM ID - WHT
RS.03-B: OFFICE ROOM ID - BLK



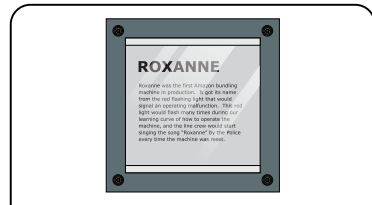
CONF. RM.: CONF. ROOM DECAL



AV. RM.: AV ROOM DECAL



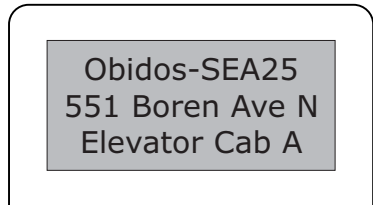
DIR: DIRECTORY / EVAC. MAP



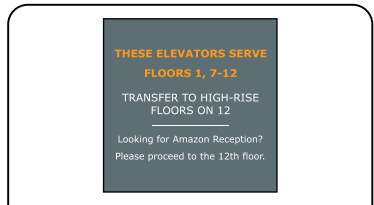
ART-PLQ.: ART PLAQUE




TAG.1: ELEVATOR RECEPTION



TAG.2: ELEVATOR ID




SERVES: ELEVATOR DECAL



DIRECT: DIRECTIONAL - WALL



BLADE-A: COMM CENTER



BLADE-A-1: COPY ROOM



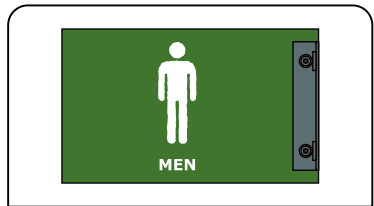
BLADE-B: ELEVATOR w/ DOGS



BLADE-B-1: ELEVATOR w/o DOGS



BLADE-C: RESTROOMS



BLADE-CM: RESTROOM-MEN



BLADE-CW: RESTROOM-WOMEN



BLADE-D: BUSINESS CENTER



BLADE-E: IT SUPPORT



MAX-OCC: MAX. OCCUPANCY



BIN-A: RECYCLE BIN DECAL - CLR



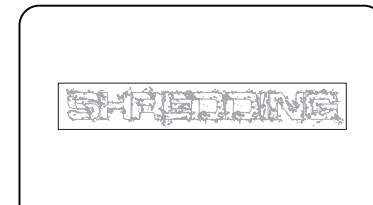
BIN-B: RECYCLE BIN DECAL - DRK




COFFEE-A: COFFEE BIN DECAL - CLR




COFFEE-B: COFFEE BIN DECAL - DRK



SHRED-A: SHREDDING BIN DECAL - CLR



SHRED-B: SHREDDING BIN DECAL - DRK



BLDG. ID

BUILDING NAME - EXT

SCALE: PROPORTIONATE


SIGN SPECIFICATIONS:

FIRST-SURFACE APPLIED 3M #7725SE-314 DUSTED CRYSTAL
DIE-CUT VINYL GRAPHICS. (FONT: VERDANA BOLD)

NOTE:

SIZE & INSTALLATION LOCATION BASED ON SITE CONDITIONS
THIS SIGN TYPE BLDG. ID TO BE USED AT NON-SHARED BUILDINGS ONLY.

COLOR LEGEND

 3M #7725SE-314 DUSTED CRYSTAL



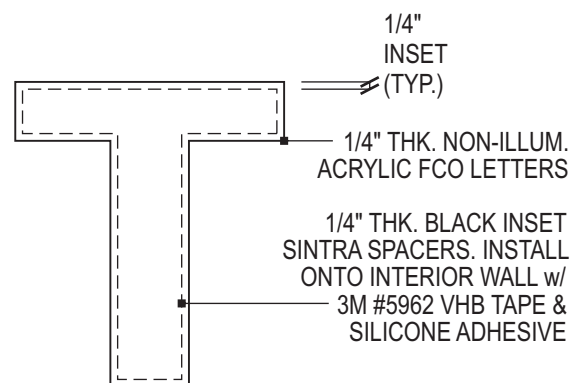


BLDG. ID.1 BUILDING NAME - INT
SCALE: PROPORTIONATE

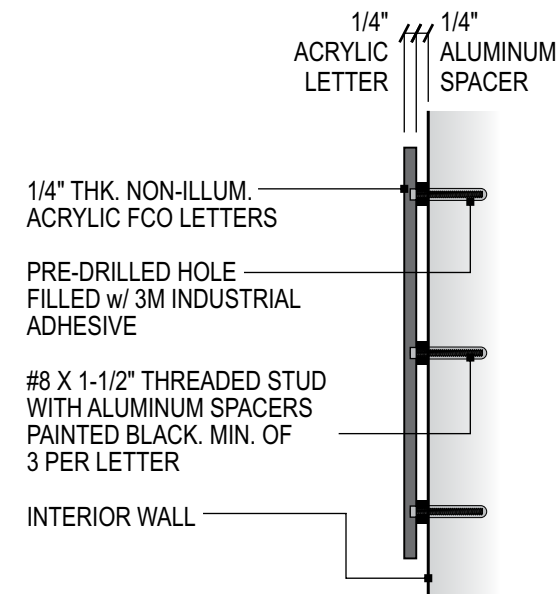
SIGN SPECIFICATIONS:
1/4" THK. FLAT CUT OUT ACRYLIC LETTERS w/ FACES & EDGES PAINTED TO MATCH FACE (SATIN FINISH). (FONT: VERDANA BOLD)

NOTE:
SIZE & INSTALLATION LOCATION BASED ON SITE CONDITIONS

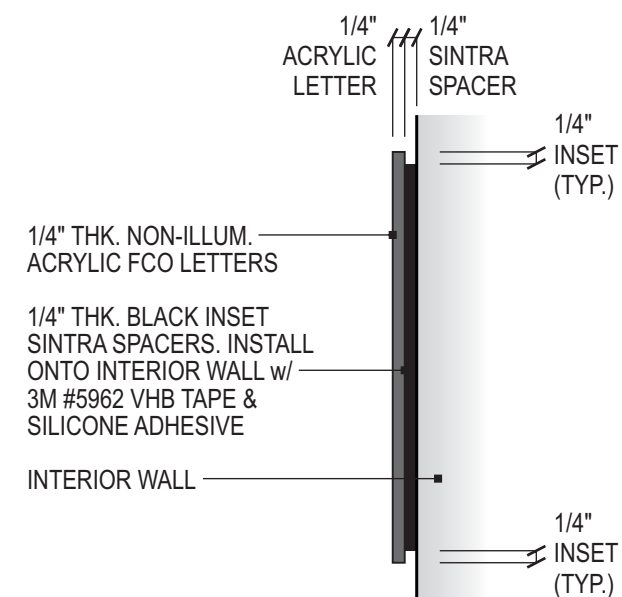
THIS SIGN TYPE BLDG.ID.1 BUILDING NAME LOCATED AT RECEPTION FLOOR WHEN AMAZON OCCUPIES A SHARED BUILDING, OTHERWISE, DUSTED CRYSTAL VINYL APPLIED AT GROUND FLOOR ENTRY SIDE RELITE. (SEE SIGN TYPE BLDG.ID)



DETAIL - SINTRA BACKER
SCALE: PROPORTIONATE

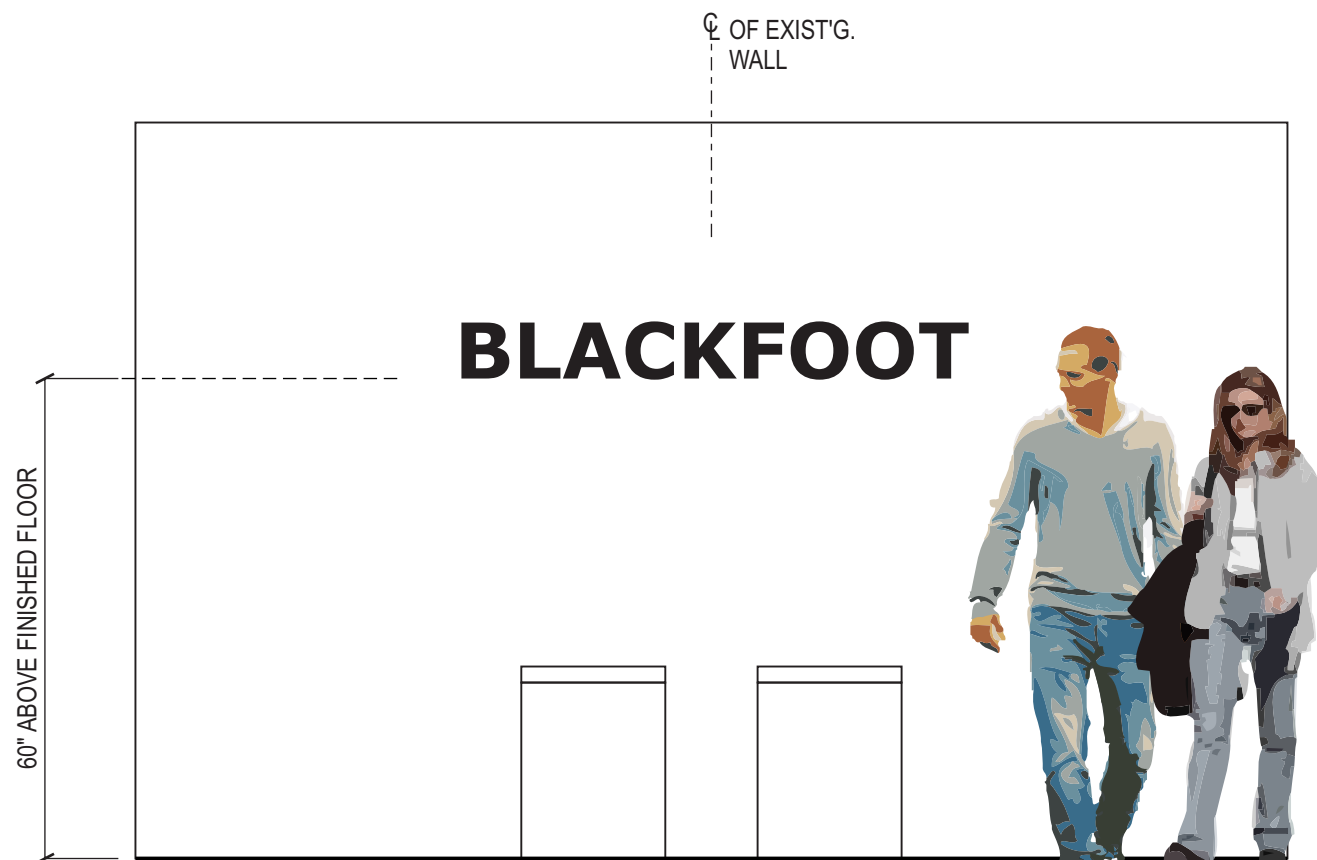


SECTION - LETTERS - PREFERRED METHOD
SCALE: 3"=1'-0"



SECTION - LETTERS - SECONDARY METHOD
SCALE: 3"=1'-0"

NOTE:
SECONDARY METHOD TO BE USED PER THE FOLLOWING:
1. AT LOCATIONS WHEN WALL PENETRATIONS ARE NOT ALLOWED.
2. LETTER STROKES ARE NOT WIDE ENOUGH TO ACCOMMODATE THE USE OF ALUMINUM SPACERS.



INTERIOR ELEVATION - WALL MOUNTED BUILDING NAME
SCALE: 1/2"=1'-0"



RL.1-A RECEPTION LOGO - B/Y
SCALE: PROPORTIONATE



RL.1-B RECEPTION LOGO - B/B
SCALE: PROPORTIONATE



RL.1-C RECEPTION LOGO - W/Y
SCALE: PROPORTIONATE



RL.1-D RECEPTION LOGO - W/W
SCALE: PROPORTIONATE



RL.1-E RECEPTION LOGO - BR/Y
SCALE: PROPORTIONATE



RL.2-A RECEPTION LOGO - PNTD
SCALE: PROPORTIONATE



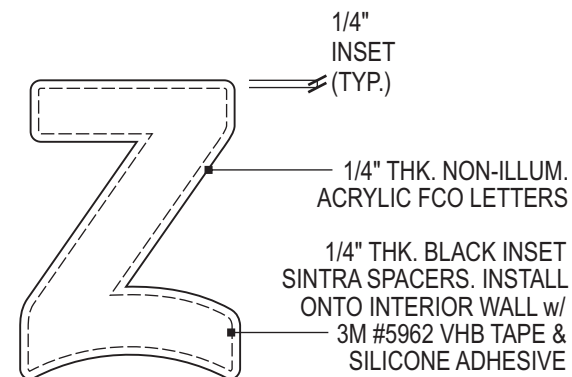
RL.1-A thru D RECEPTION LOGO
SCALE: PROPORTIONATE

SIGN SPECIFICATIONS:
1/4" THK. FLAT CUT OUT ACRYLIC LETTERS w/ FACES & EDGES PAINTED (SATIN FINISH). (FONT: VERDANA BOLD)

NOTE:
SIZE & INSTALLATION LOCATION BASED ON SITE CONDITIONS

RL.1-E RECEPTION LOGO - BR/Y
SCALE: PROPORTIONATE

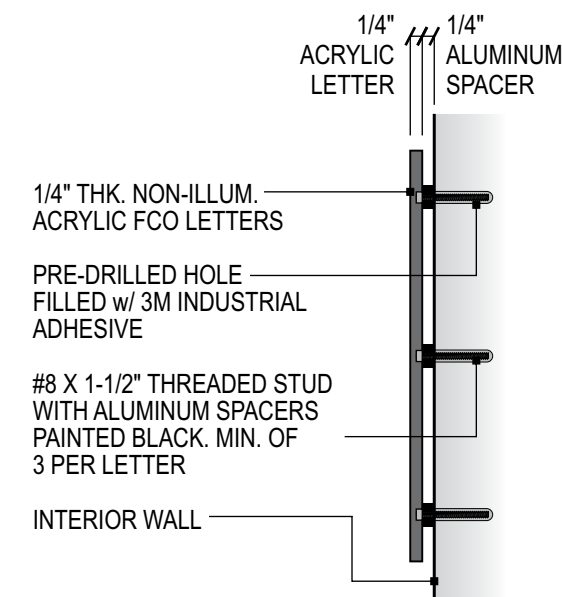
SIGN SPECIFICATIONS:
1/4" THK. FLAT CUT OUT ACRYLIC LETTERS w/ FACES & EDGES PAINTED BLACK (SATIN FINISH). #4 HORIZ. BRUSHED LAMINATE FIRST SURFACE. (FONT: VERDANA BOLD)



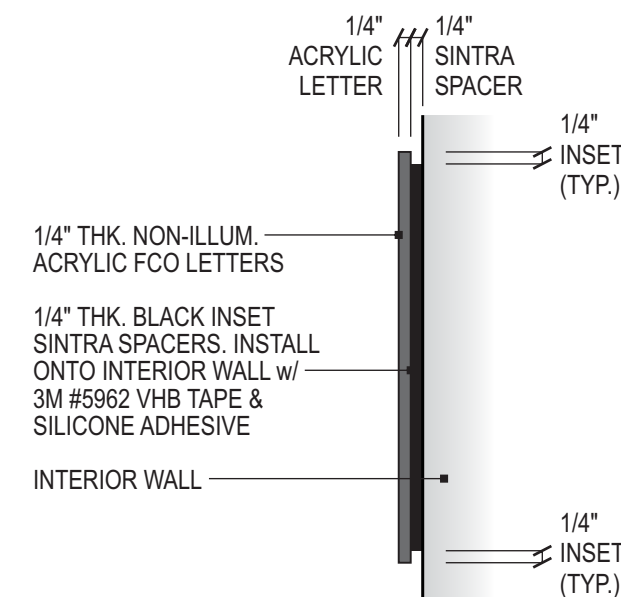
DETAIL - SINTRA BACKER
SCALE: PROPORTIONATE

RL.2-A RECEPTION LOGO - B/Y
SCALE: PROPORTIONATE

SIGN SPECIFICATIONS:
PAINTED ON WALL BLACK & YELLOW w/ STENCIL



SECTION - LETTERS - PREFERRED METHOD
SCALE: 3"=1'-0"



SECTION - LETTERS - SECONDARY METHOD
SCALE: 3"=1'-0"

NOTE:
SECONDARY METHOD TO BE USED PER THE FOLLOWING:
1. AT LOCATIONS WHEN WALL PENETRATIONS ARE NOT ALLOWED.
2. LETTER STROKES ARE NOT WIDE ENOUGH TO ACCOMMODATE THE USE OF ALUMINUM SPACERS.



INTERIOR ELEVATION - WALL MOUNTED RECEPTION LOGO
SCALE: 1/2"=1'-0"



RL.1-A

RECEPTION LOGO - B/Y
SCALE: PROPORTIONATE



RL.1-D

RECEPTION LOGO - W/W
SCALE: PROPORTIONATE



RL.1-B

RECEPTION LOGO - B/B
SCALE: PROPORTIONATE



RL.1-E

RECEPTION LOGO - BR/Y
SCALE: PROPORTIONATE



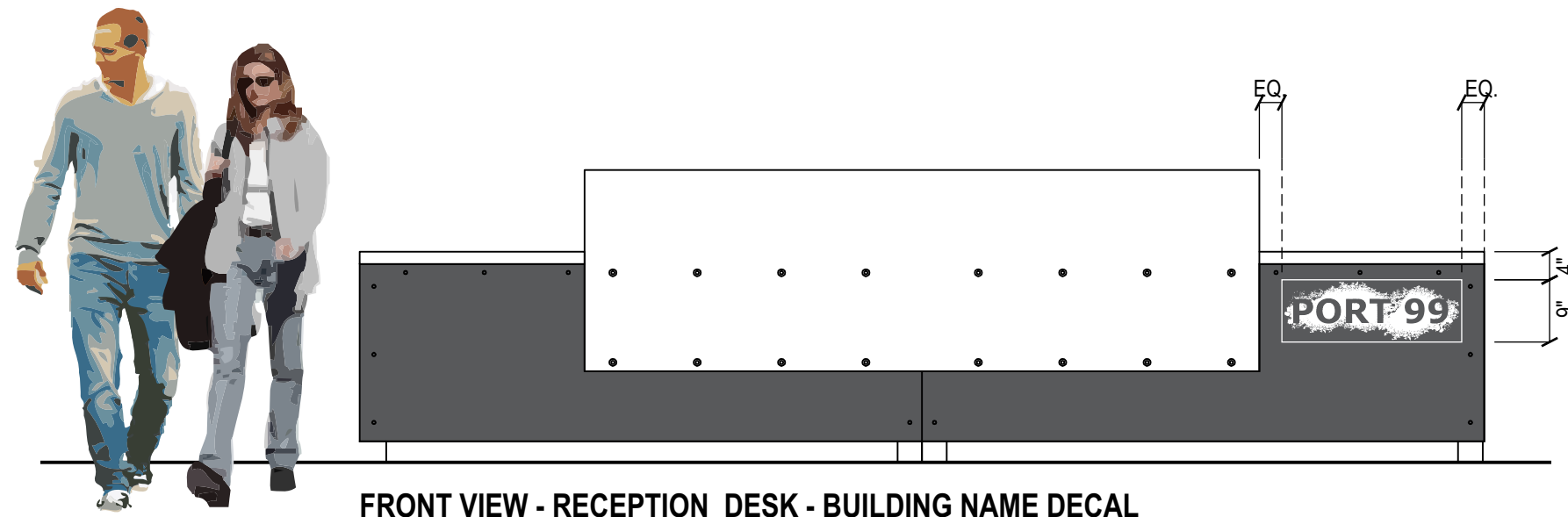
RL.1-C

RECEPTION LOGO - W/Y
SCALE: PROPORTIONATE




RL.2-A

RECEPTION LOGO - PNTD
SCALE: PROPORTIONATE



FRONT VIEW - RECEPTION DESK - BUILDING NAME DECAL
SCALE: 1/2"=1'-0"



DL.1-A BUILDING NAME DECAL - BLK
SCALE: 3"=1'-0"

SIGN SPECIFICATIONS:
3M #8150-114 CLEAR VINYL WITH FIRST-SURFACE DIGITALLY PRINTED BLACK GRAPHICS. (FONT: VERDANA BOLD)

NOTE:
SIZE & INSTALLATION LOCATION BASED ON SITE CONDITIONS

COLOR LEGEND

- BLACK
- 3M #8150-114 CLEAR VINYL



BROWN REPRESENTS SURFACE BACKGROUND

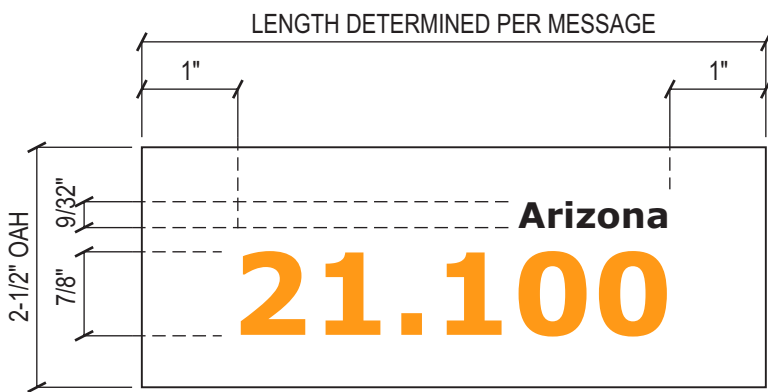
DL.1-B BUILDING NAME DECAL - WHT
SCALE: 3"=1'-0"

SIGN SPECIFICATIONS:
3M #8150-114 CLEAR VINYL WITH FIRST-SURFACE DIGITALLY PRINTED WHITE GRAPHICS. (FONT: VERDANA BOLD)

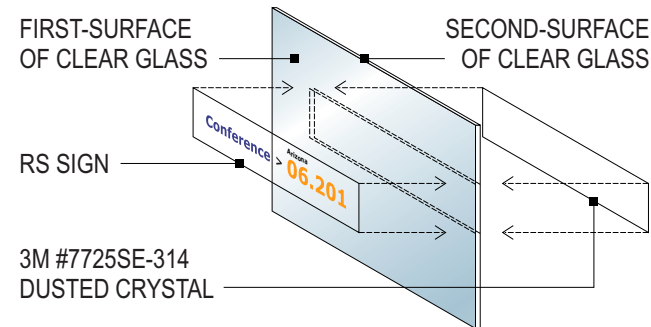
NOTE:
SIZE & INSTALLATION LOCATION BASED ON SITE CONDITIONS

COLOR LEGEND

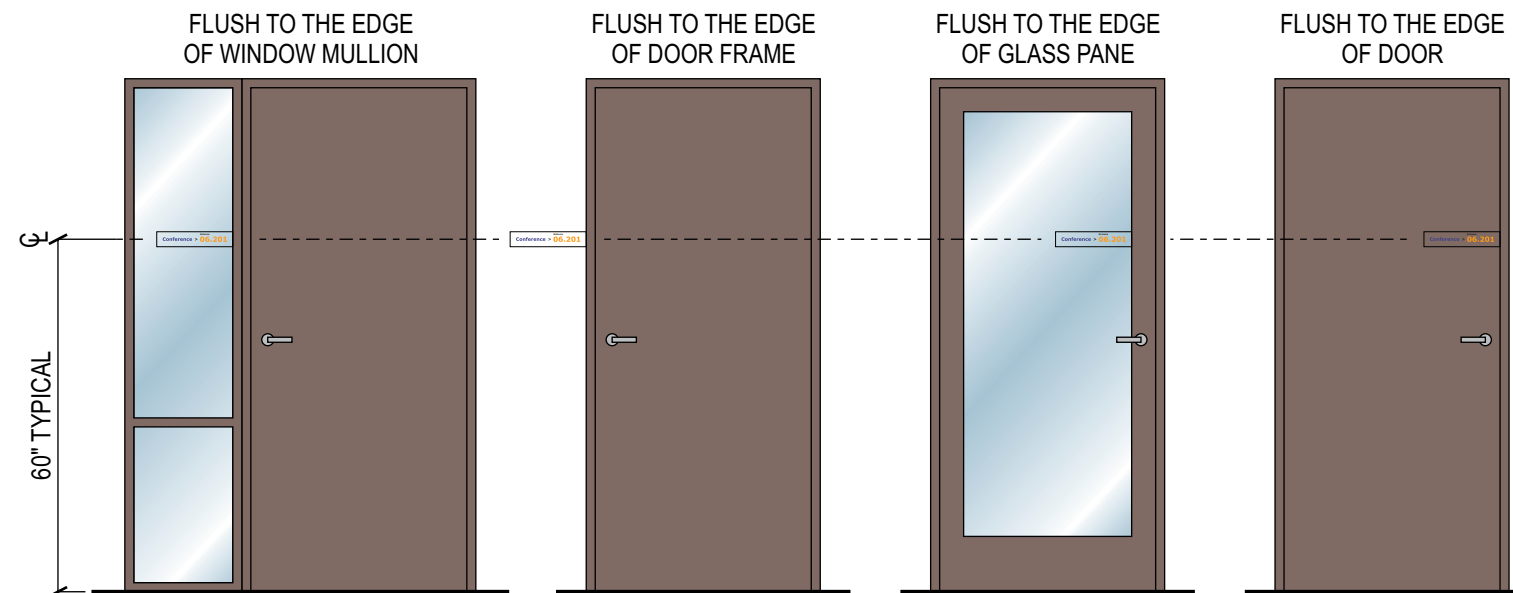
- WHITE
- 3M #8150-114 CLEAR VINYL



RS.03-C OFFICE ROOM ID - CLR
SCALE: 6"=1'-0"



VINYL BACKER AT CLEAR WINDOW LOCATIONS



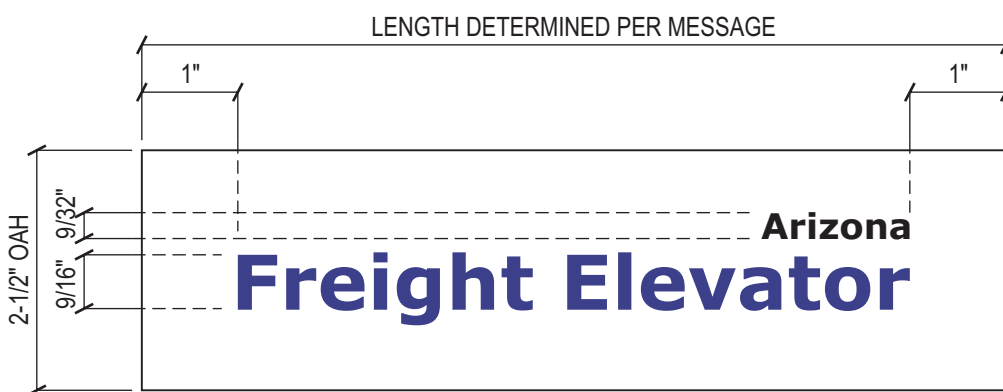
PREFERRED CONDITION SOLID DOORS w/ SIDE WINDOWS
CONDITION 2 SOLID DOORS w/out WINDOWS
CONDITION 3 DOORS w/ WINDOWS
CONDITION 4 SOLID DOORS w/out WINDOWS

INSTALLATION GUIDELINES - WINDOWS w/out PRIVACY VINYL

SCALE: 3/8"= 1'-0"

SIGN SPECIFICATIONS:

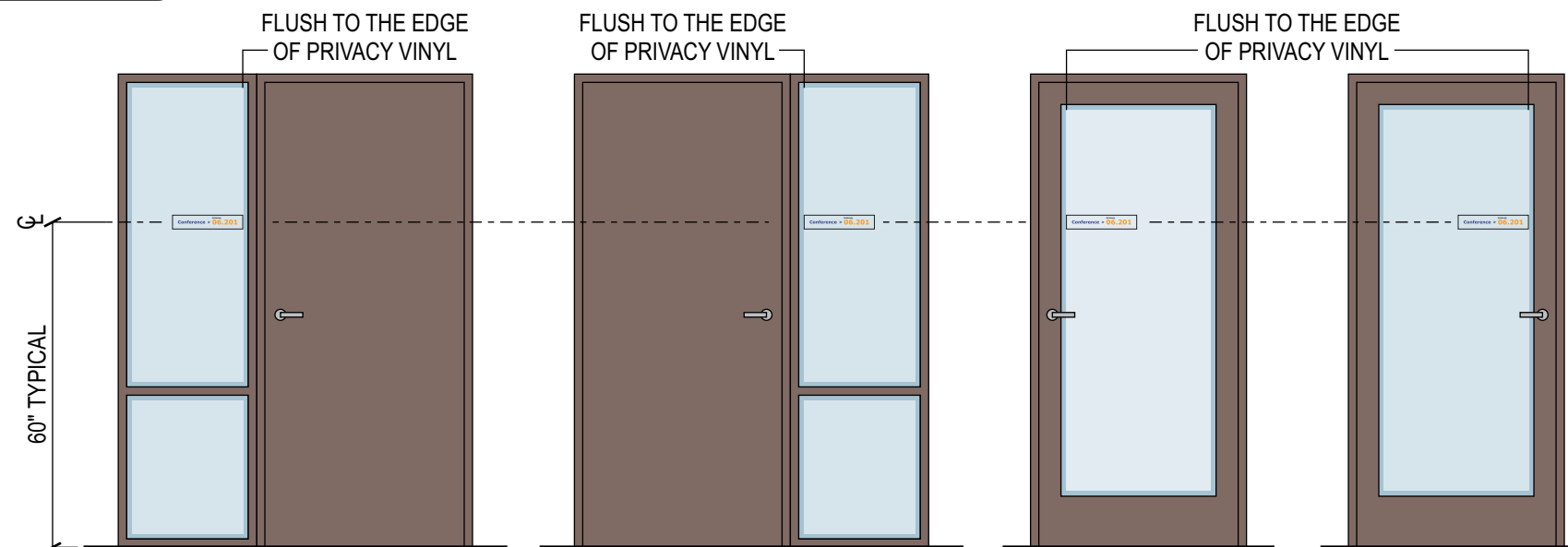
GERBER IMAGECAL-R CLEAR LOW TACK VINYL CLING (OR EQUIVALENT) WITH FIRST-SURFACE PRINTED BLACK, BLUE & YELLOW GRAPHICS. (FONT: VERDANA BOLD)
SECOND-SURFACE TO HAVE 3M #7725SE-314 DUSTED CRYSTAL BACKER SIZED TO MATCH (AT WINDOW LOCATIONS ONLY).



RS.02-C OFFICE ROOM ID - CLR
SCALE: 6"=1'-0"

COLOR LEGEND

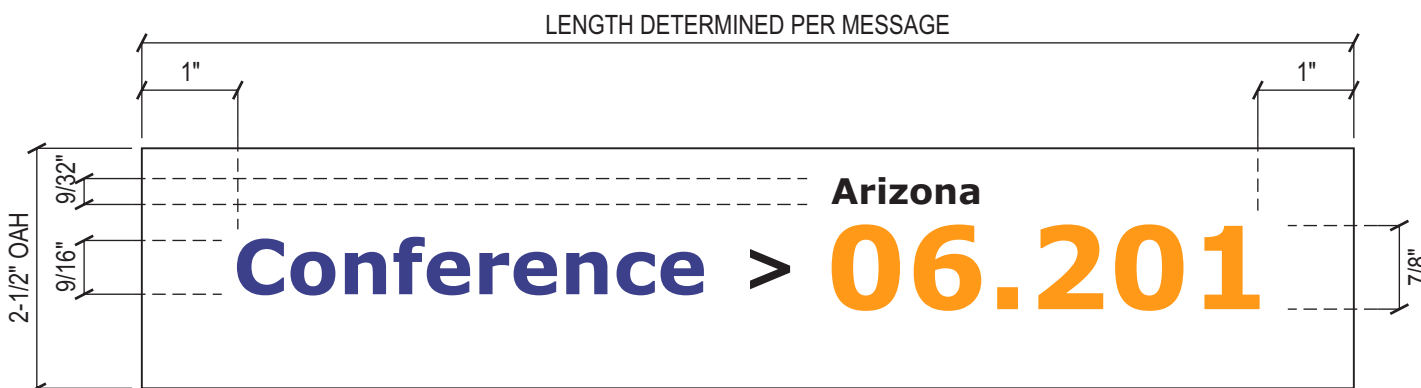
- PMS #1375c
- PMS #287cp
- BLACK
- GERBER IMAGECAL-R CLEAR LOW TACK
- 3M #7725SE-314 DUSTED CRYSTAL



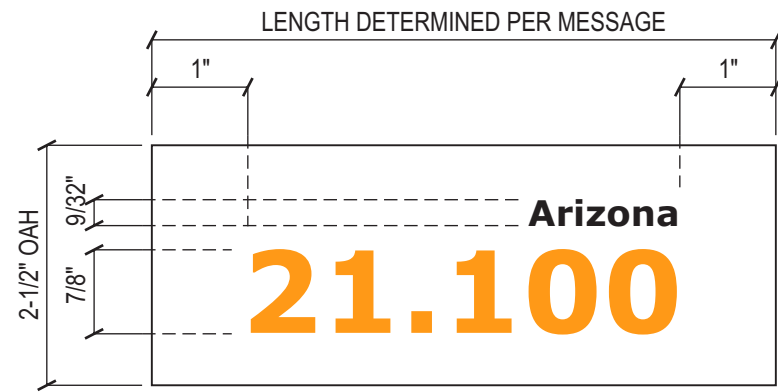
PREFERRED CONDITION SOLID DOORS w/ SIDE WINDOWS
PREFERRED CONDITION SOLID DOORS w/ SIDE WINDOWS
CONDITION 2 DOORS w/ WINDOWS
CONDITION 2 DOORS w/ WINDOWS

INSTALLATION GUIDELINES - WINDOWS w/ PRIVACY VINYL

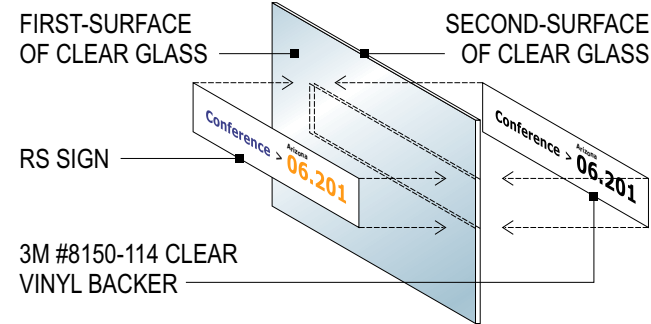
SCALE: 3/8"= 1'-0"



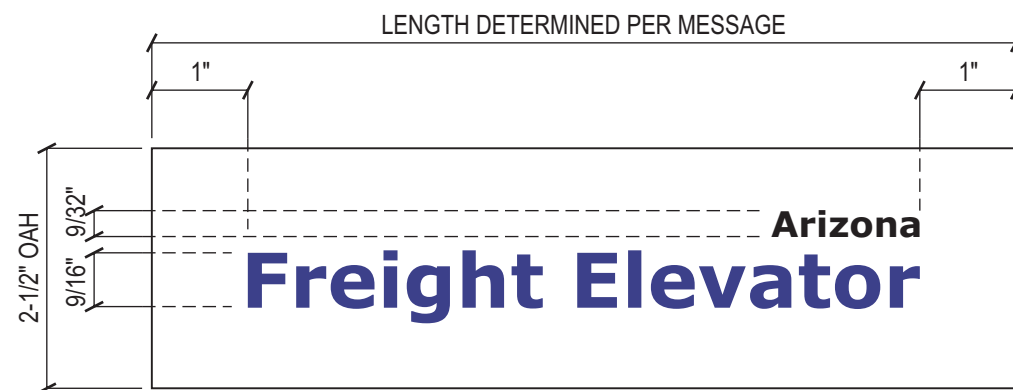
RS.01-C OFFICE ROOM ID - CLR
SCALE: 6"=1'-0"



RS.03-W OFFICE ROOM ID - WHT
SCALE: 6"=1'-0"



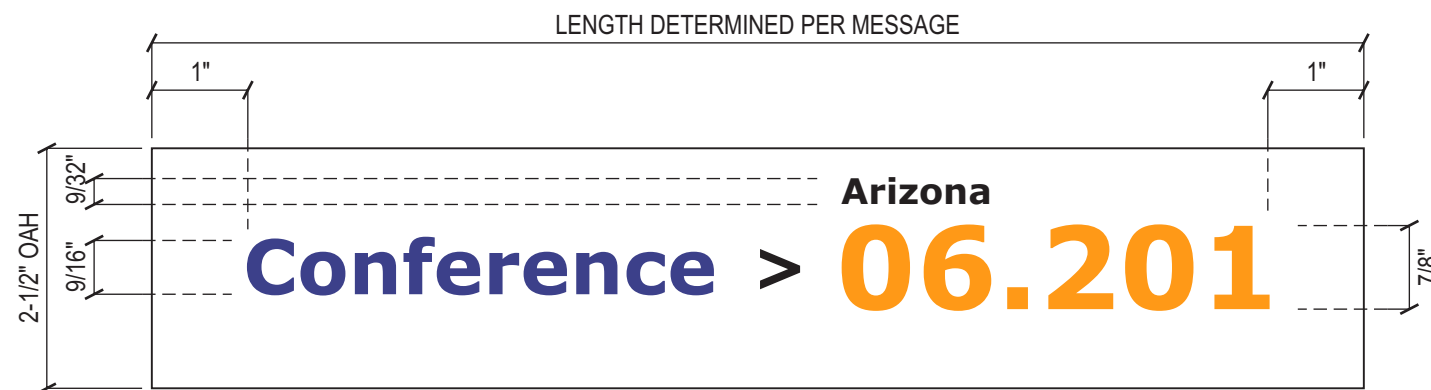
VINYL BACKER AT CLEAR WINDOW LOCATIONS



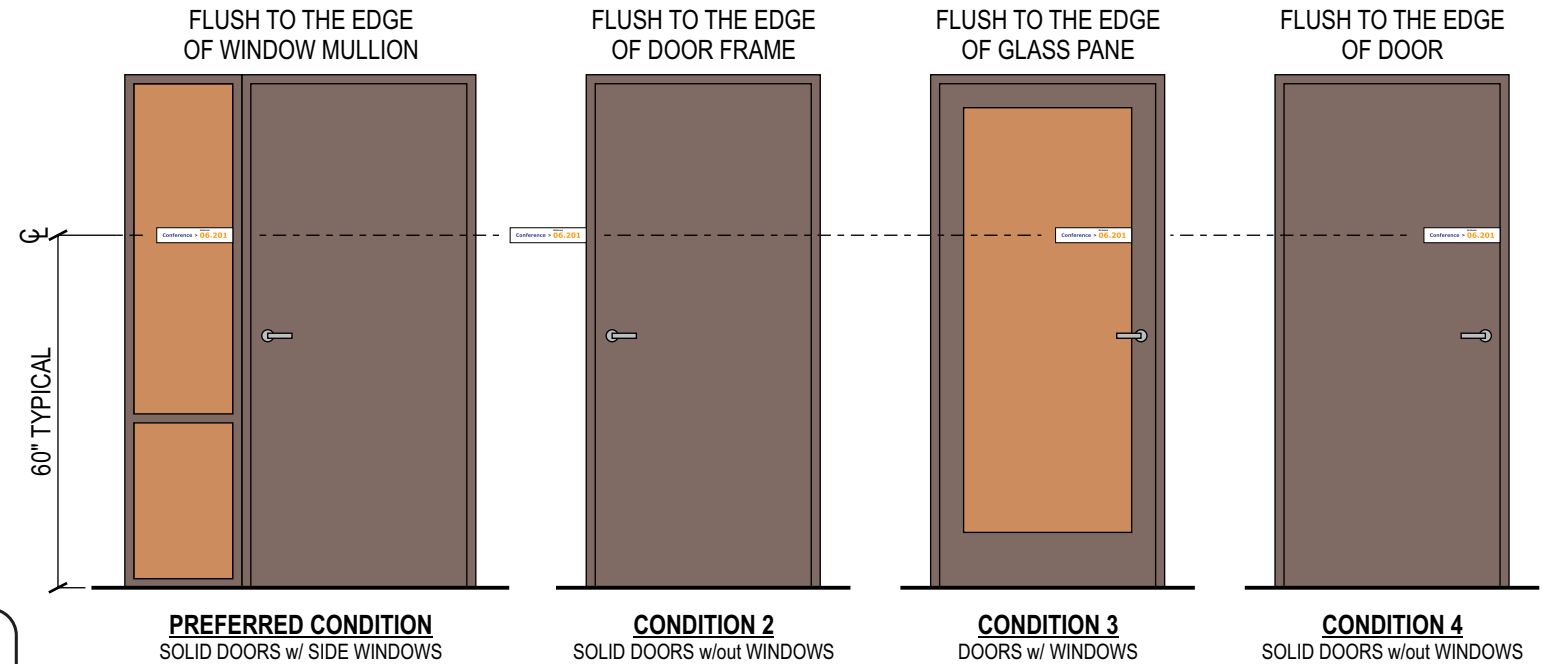
RS.02-W OFFICE ROOM ID - WHT
SCALE: 6"=1'-0"

COLOR LEGEND

- PMS #1375c
- PMS #287cp
- BLACK
- GERBER IMAGECAL-R WHITE LOW TACK
- 3M #8150 CLEAR VINYL



RS.01-W OFFICE ROOM ID - WHT
SCALE: 6"=1'-0"

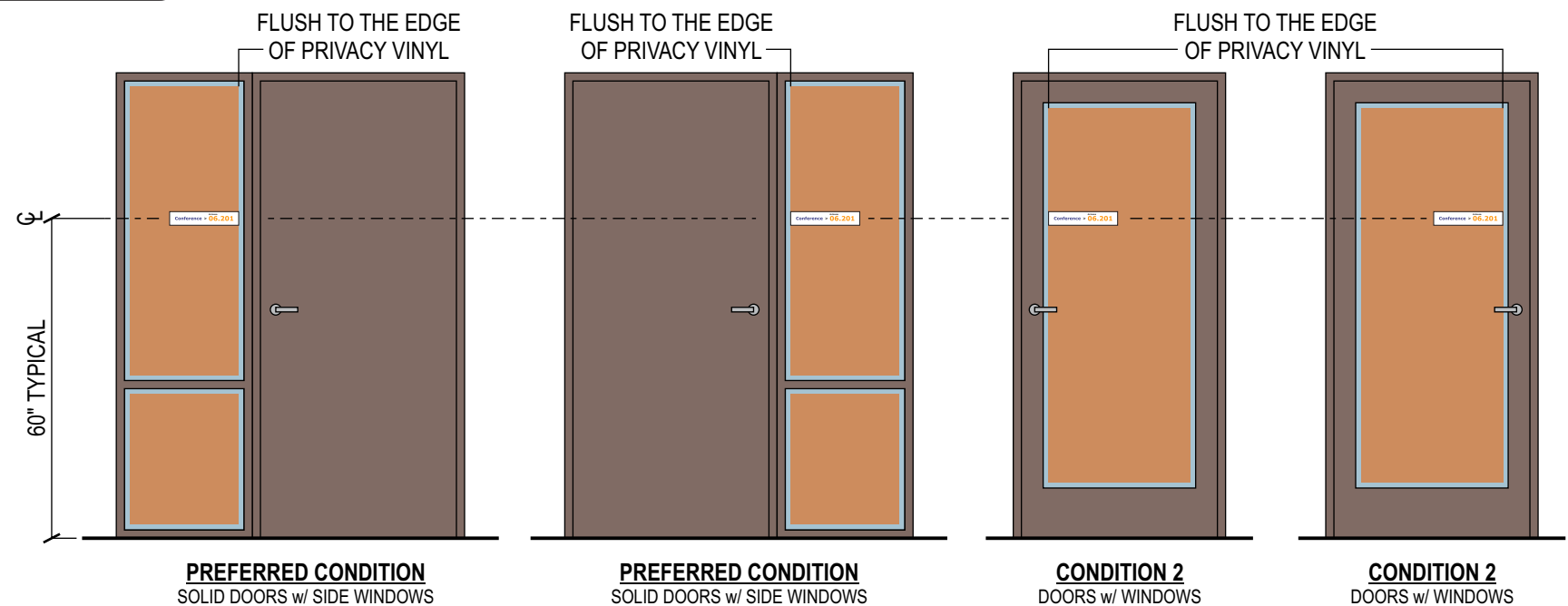


INSTALLATION GUIDELINES - WINDOWS w/full PRIVACY VINYL

SCALE: 3/8"= 1'-0"

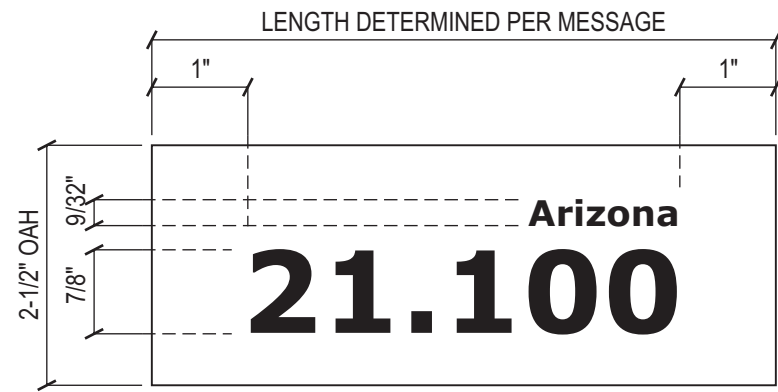
SIGN SPECIFICATIONS:

GERBER IMAGECAL-R WHITE LOW TACK VINYL CLING (OR EQUIVALENT) WITH FIRST-SURFACE PRINTED BLACK, BLUE & YELLOW GRAPHICS. (FONT: VERDANA BOLD)
SECOND-SURFACE TO HAVE 3M #8150-114 CLEAR VINYL w/ BLACK COPY BACKER SIZED TO MATCH (AT WINDOW LOCATIONS ONLY).

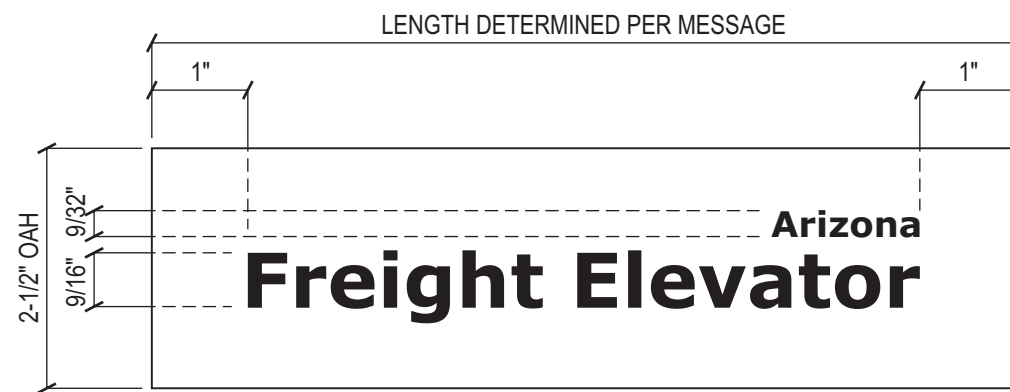


INSTALLATION GUIDELINES - WINDOWS w/ PRIVACY VINYL

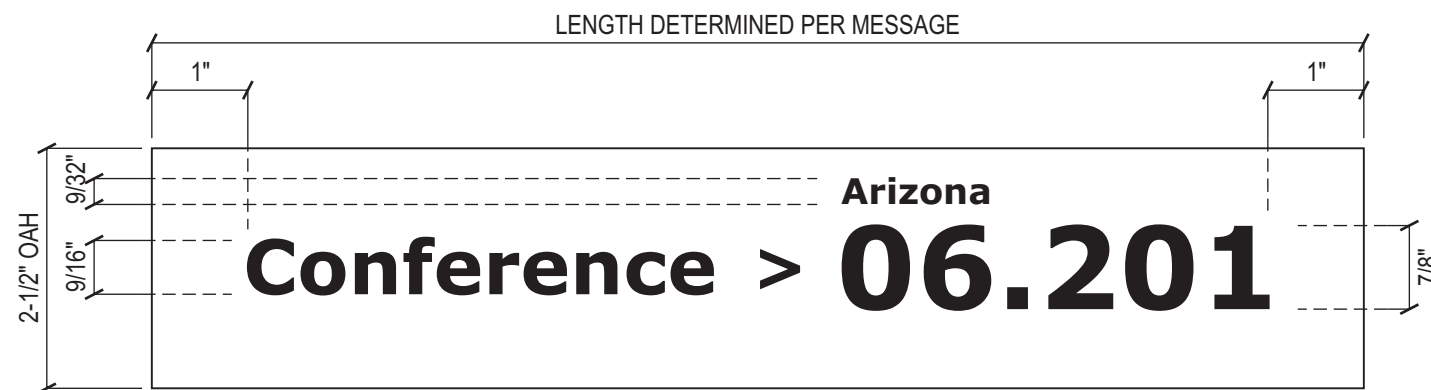
SCALE: 3/8"= 1'-0"



RS.03-B OFFICE ROOM ID - BLK
SCALE: 6"=1'-0"



RS.02-B OFFICE ROOM ID - BLK
SCALE: 6"=1'-0"

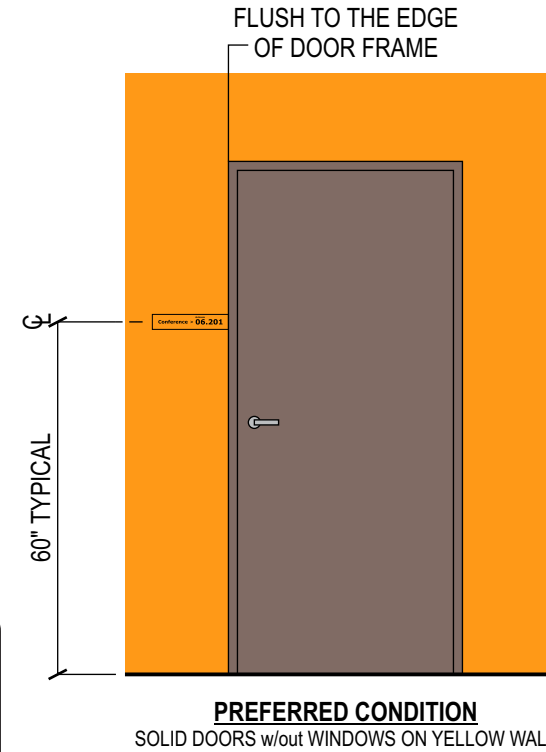


RS.01-B OFFICE ROOM ID - BLK
SCALE: 6"=1'-0"

COLOR LEGEND

- BLACK
- PMS #1375c
- PMS #287cp
- GERBER IMAGECAL-R CLEAR LOW TACK

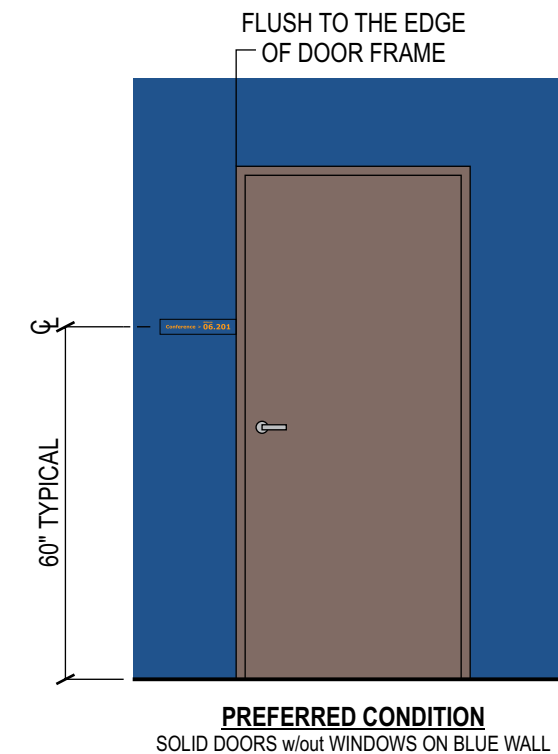
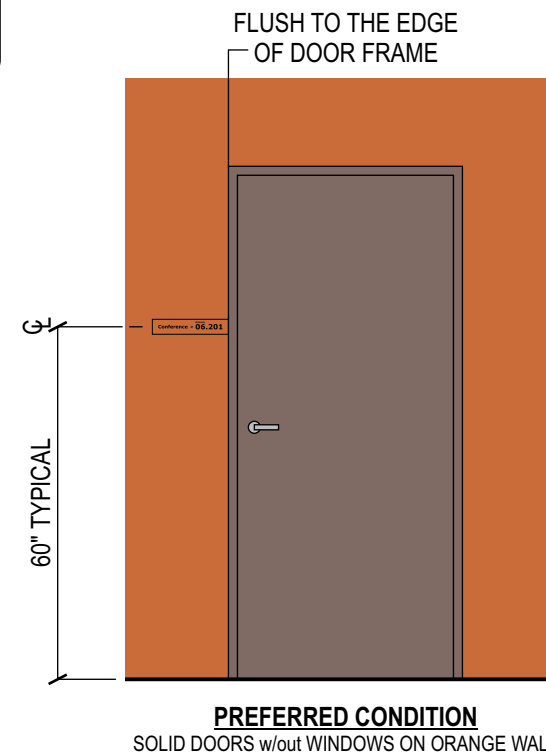
NOTE:
ALTERNATE PRINT COLOR DETERMINED BY WALL COLOR.



INSTALLATION GUIDELINES - COLORED WALLS

SCALE: 3/8"= 1'-0"

SIGN SPECIFICATIONS:
GERBER IMAGECAL-R CLEAR LOW TACK VINYL CLING (OR EQUIVALENT) WITH FIRST-SURFACE PRINTED GRAPHICS - SEE COLOR LEGEND. (FONT: VERDANA BOLD)
TO BE USED ON COLORED WALLS WHERE ADDITIONAL CONTRAST IS REQUIRED



Amazon Wayfinding – RS Cling Standards



Typical RS-01 Cling Layout (with Building Name)

All RS-01 clings designate the Room Function, Room Number and Building Name. See example above.
 Note: If Building is not named, the Building designation is removed, all other content remains the same.

***Typical Listing of RS-01 Clings:**

- | | | | |
|-------------------------|----------------------|------------------|---------------|
| AV Room | Conference (AV) | IT Support | Storage |
| AV Storage | Conference (VTC) | Mother’s Room | Team Room |
| AV Tech Office | Conference | Participant Room | Usability Lab |
| Business Service Center | Electrical / Storage | Phone Booth | |
| Casual Conference | Interview Room | Quiet Room | |



Typical RS-02 Cling Layout (with Building Name)

All RS-02 clings designate the Room Function and Building Name. See example above.
 Note: If Building is not named, the Building designation is removed, all other content remains the same.

***Typical Listing of RS-02 Clings:**

- | | | |
|------------------|------------------|-----------|
| Electrical | Janitor’s Closet | Work Room |
| Freight Elevator | Mechanical | |
| IDF | UPS | |



Typical RS-03 Cling Layout (with Building Name)

All RS-03 clings designate the Room Number and Building Name. See example above.
 Note: If Building is not named, the Building designation is removed, all other content remains the same.

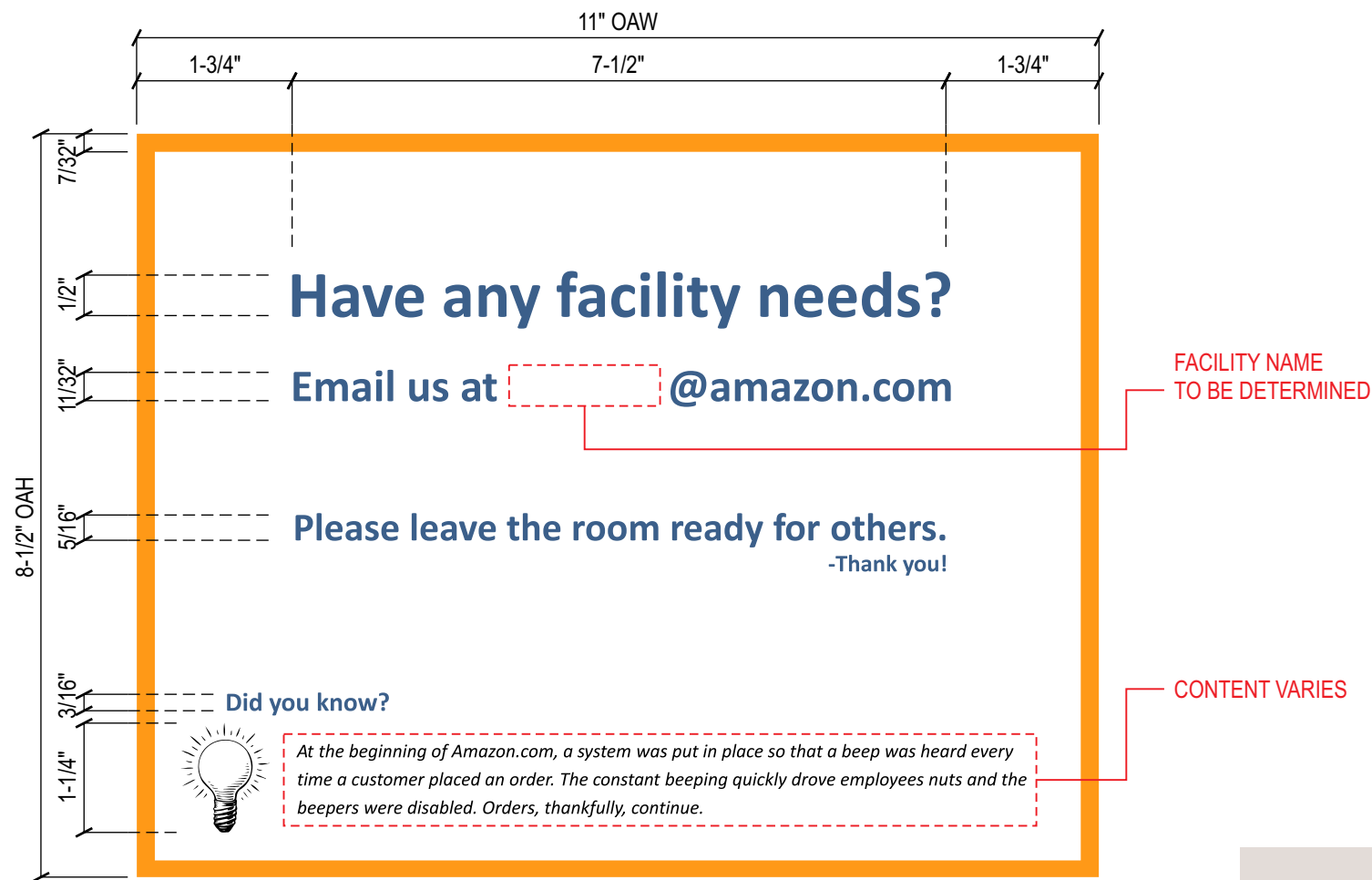
***Typical Listing of RS-03 Clings:**

- Flex Rooms

Note: RS-03 clings also used in New Builds adjacent to Shell & Core Code Signs (when applicable) as shown below.

- | | | |
|------------------|------------|---------|
| Electrical | IDF | Storage |
| Freight Elevator | Mechanical | |

**Listed are the typical room functions. Site locations may require specialty names or designations not notated within the list. To be determined on a case by case basis.*



INSTALLATION INSTRUCTIONS:

STEP 1:
CLEAN WALL w/ DRY MICROFIBER CLOTH TO REMOVE LOOSE ITEMS.

STEP 2:
INSTALL CONDITION 1:
CENTERED 3" ABOVE LIGHT SWITCH OR THERMOSTAT
(ALL OTHER OBSTRUCTIONS USE INSTALL CONDITION 2)

INSTALL CONDITION 2:
CENTERED HORIZONTALLY 2" FROM LIGHT SWITCH ON LEFT OR RIGHT WHERE THERE ARE NO OBSTRUCTIONS.

STEP 3:
PEEL DECAL OFF BACKER w/ FINGER TIPS AND ADHERE TO WALL.

STEP 4:
SQUEEGEE SIGN w/ VELCRO TYPE SQUEEGEE (FUZZY PADDING) TO REMOVE AIR BUBBLES. BE CAREFUL NOT TO SCRATCH PRINT.

NOTE:
IF VELCRO SQUEEGEE IS UNAVAILABLE, PLACE A BLANK SHEET OF PAPER OVER CLING & RUB OVER PAPER AND CLING w/ A REGULAR RUBBER SQUEEGEE TO AVOID DAMAGING PRINT.

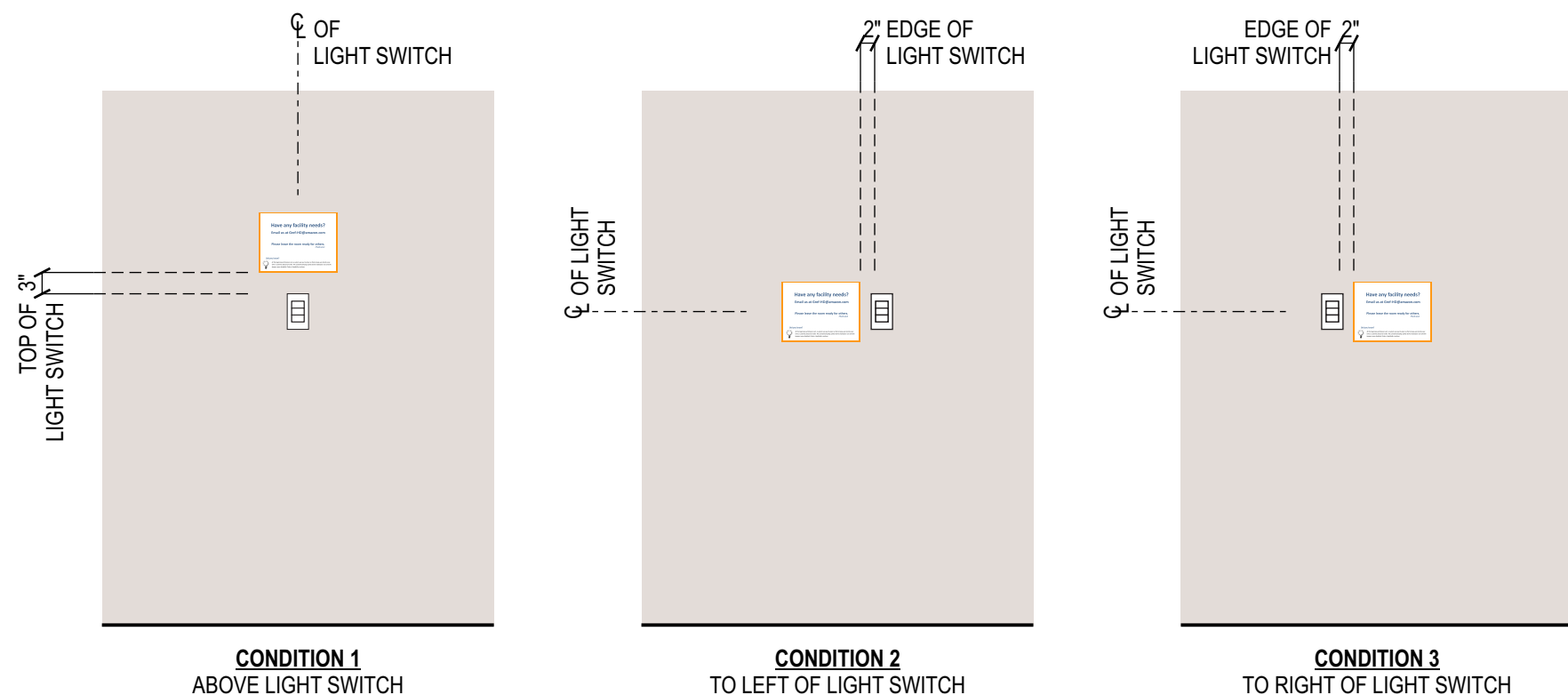
AVOID USING HARD PLASTICS & RUBBER SQUEEGEES DIRECTLY ON DIGITAL PRINT.

CONF. RM. CONFERENCE ROOM DECAL
SCALE: 6"=1'-0"

SIGN SPECIFICATIONS:
NEW 3M #86E WHITE LOW TAC VINYL WITH DIGITALLY PRINTED GRAPHICS.
(FONTS: CALIBRI REGULAR & CALIBRI BOLD)

COLOR LEGEND

- PMS #1375c
- CMYK C:85/M:64/Y:25/K:6
- BLACK
- 3M #86E WHITE LOW TAC VINYL



INSTALLATION GUIDELINES - WALL w/ LIGHT SWITCH
SCALE: 1/2"= 1'-0"

Have any facility needs?
 Email us at [@amazon.com](mailto:amazon.com)

Please leave the room ready for others.
 -Thank you!

Did you know?
 At the beginning of Amazon.com, a system was put in place so that a beep was heard every time a customer placed an order. The constant beeping quickly drove employees nuts and the beepers were disabled. Orders, thankfully, continue.

Have any facility needs?
 Email us at [@amazon.com](mailto:amazon.com)

Please leave the room ready for others.
 -Thank you!

Did you know?
 There are several different graffiti walls hanging around the campus? Some designs are named "Whole and Orphans", "Pac Man Monster", "Pippy Longstocking" and "3-Eyed Monster". Can you find them all?

Have any facility needs?
 Email us at [@amazon.com](mailto:amazon.com)

Please leave the room ready for others.
 -Thank you!

Did you know?
 FREE Super Saver Shipping was first introduced to customers in August 2002.

Have any facility needs?
 Email us at [@amazon.com](mailto:amazon.com)

Please leave the room ready for others.
 -Thank you!

Did you know?
 On July 11th, 1998 Amazon launched its first "non-book" product: Music.

Have any facility needs?
 Email us at [@amazon.com](mailto:amazon.com)

Please leave the room ready for others.
 -Thank you!

Did you know?
 The 1-Click® Shopping was first introduced in September of 1997.

Have any facility needs?
 Email us at [@amazon.com](mailto:amazon.com)

Please leave the room ready for others.
 -Thank you!

Did you know?
 The first door desks were built in 1994 with materials from Home Depot. As a symbol of frugality, Door Desk Awards are now granted to recognize employees that offer well-built ideas that help deliver low prices to customers while saving Amazon money.

Have any facility needs?
 Email us at [@amazon.com](mailto:amazon.com)

Please leave the room ready for others.
 -Thank you!

Did you know?
 Broomball has become a traditional sport played at the company picnic each year. Amazon's modified version contains elements of the traditional Broomball sport and soccer. Be sure to visit the Broomball Hall of Fame!


Have any facility needs?
 Email us at [@amazon.com](mailto:amazon.com)

Please leave the room ready for others.
 -Thank you!

Did you know?
 Amazon's affiliate, Quidsi.com, also got its start in a garage! Today, their idea has expanded into an excellent customer-centric online company that ships products worldwide.

Have any facility needs?
 Email us at [@amazon.com](mailto:amazon.com)

Please leave the room ready for others.
 -Thank you!

Did you know?
 Local graffiti artist team, Trey and Derek, designed an Amazon-inspired graffiti partition wall for our building, Arizona. The commissioned wall has many hidden elements speaking to Amazon's culture and folk lore.

Have any facility needs?
 Email us at [@amazon.com](mailto:amazon.com)

Please leave the room ready for others.
 -Thank you!

Did you know?
 Light fixtures in Blackfoot were created to resemble globes and the classic Amazon delivery box, both of which are representative to the global expansion of Amazon's customer base.

Have any facility needs?
 Email us at [@amazon.com](mailto:amazon.com)

Please leave the room ready for others.
 -Thank you!

Did you know?
 Bigfoot, or Sasquatch, was a bipedal humanoid that has been known to roam the Pacific Northwest in the days of yore.

Have any facility needs?
 Email us at [@amazon.com](mailto:amazon.com)

Please leave the room ready for others.
 -Thank you!

Did you know?
 In October 1997, the one-millionth order was placed. It was signed by every Amazon employee and hand-delivered to Japan by Jeff Bezos. The package contained Windows NT Manual and Kitty Kelly's "The Royals".

Have any facility needs?
 Email us at [@amazon.com](mailto:amazon.com)

Please leave the room ready for others.
 -Thank you!

Did you know?
 Col Needham founded IMDb in 1990 and Amazon acquired IMDb in 1998. Today, IMDb is the #1 Movie website in the world.

Have any facility needs?
 Email us at [@amazon.com](mailto:amazon.com)

Please leave the room ready for others.
 -Thank you!

Did you know?
 The "Just Do It Award" is an award given to an employee or team that demonstrates Amazon's core values of innovation and bias for action.

Have any facility needs?
 Email us at [@amazon.com](mailto:amazon.com)

Please leave the room ready for others.
 -Thank you!

Did you know?
 Amazon.co.jp (Japan) and Amazon.fr (France) were both launched in 2000.

Have any facility needs?
 Email us at [@amazon.com](mailto:amazon.com)

Please leave the room ready for others.
 -Thank you!

Did you know?
 Student artists were recruited to create painted rugs that represent Amazon's culture and influence. You can find their designs in the elevator lobbies of Arizona.

Have any facility needs?
 Email us at [@amazon.com](mailto:amazon.com)

Please leave the room ready for others.
 -Thank you!

Did you know?
 Arizona's theme is Artist's Loft: employees answered a "Call to Artists" and created artwork to decorate the building interior. The artwork is displayed along the core of floors 2-12. Visit and be inspired!

Have any facility needs?
 Email us at [@amazon.com](mailto:amazon.com)

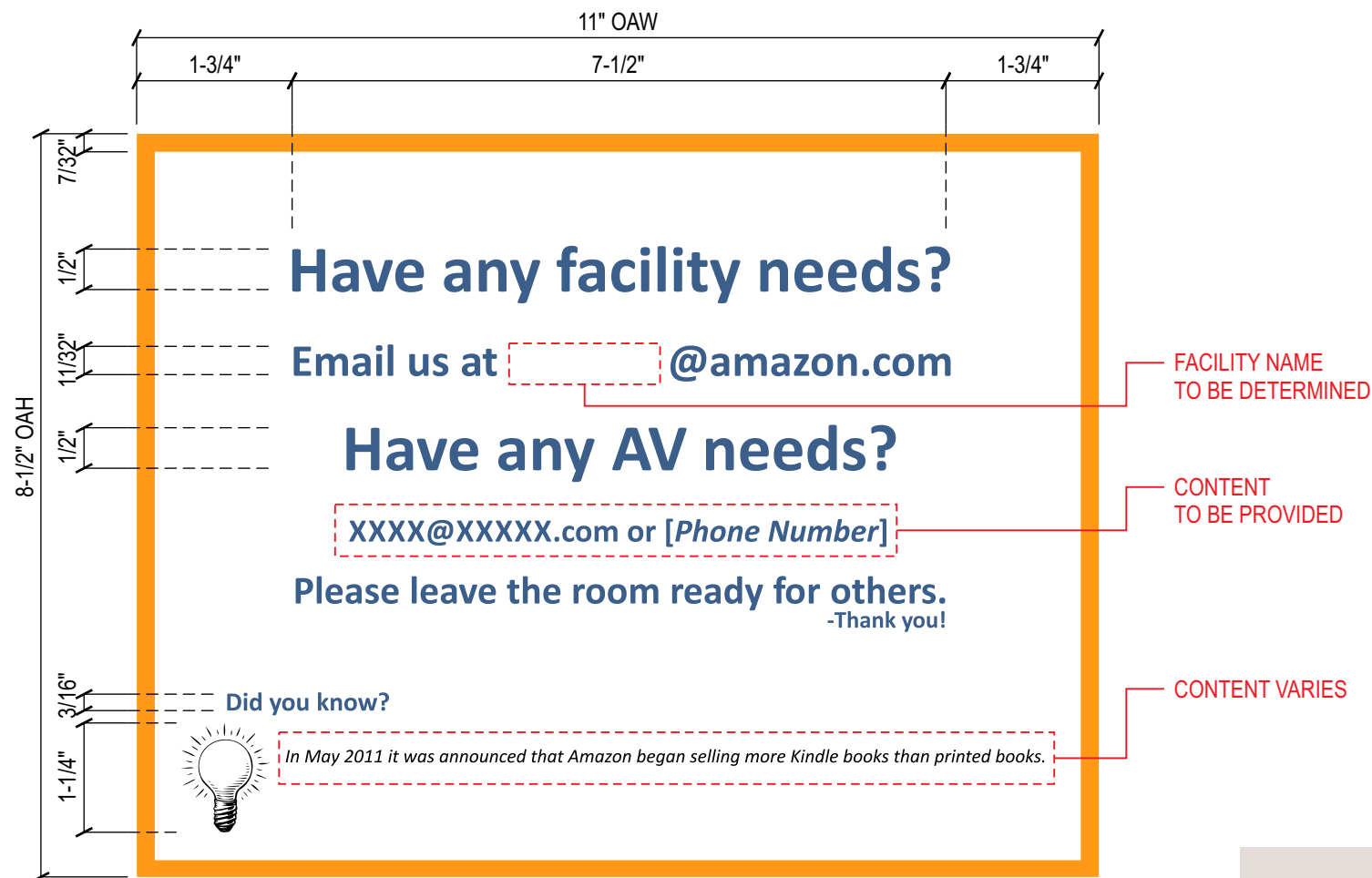
Please leave the room ready for others.
 -Thank you!

Did you know?
 John Locke became the first Independently Published Author to join the "Kindle Millions Club" by selling over a million Kindle eBooks.

Have any facility needs?
 Email us at [@amazon.com](mailto:amazon.com)

Please leave the room ready for others.
 -Thank you!

Did you know?
 Between its first launch in 1994 and 2004, Amazon launched 16 new stores on the site, including Beauty, Health & Personal Care, Apparel & Accessories, Home Improvement, and many others.



INSTALLATION INSTRUCTIONS:

STEP 1:
CLEAN WALL w/ DRY MICROFIBER CLOTH TO REMOVE LOOSE ITEMS.

STEP 2:
INSTALL CONDITION 1:
CENTERED 3" ABOVE LIGHT SWITCH OR THERMOSTAT
(ALL OTHER OBSTRUCTIONS USE INSTALL CONDITION 2)

INSTALL CONDITION 2:
CENTERED HORIZONTALLY 2" FROM LIGHT SWITCH ON LEFT OR RIGHT WHERE THERE ARE NO OBSTRUCTIONS.

STEP 3:
PEEL DECAL OFF BACKER w/ FINGER TIPS AND ADHERE TO WALL.

STEP 4:
SQUEEGEE SIGN w/ VELCRO TYPE SQUEEGEE (FUZZY PADDING) TO REMOVE AIR BUBBLES. BE CAREFUL NOT TO SCRATCH PRINT.

NOTE:
IF VELCRO SQUEEGEE IS UNAVAILABLE, PLACE A BLANK SHEET OF PAPER OVER CLING & RUB OVER PAPER AND CLING w/ A REGULAR RUBBER SQUEEGEE TO AVOID DAMAGING PRINT.

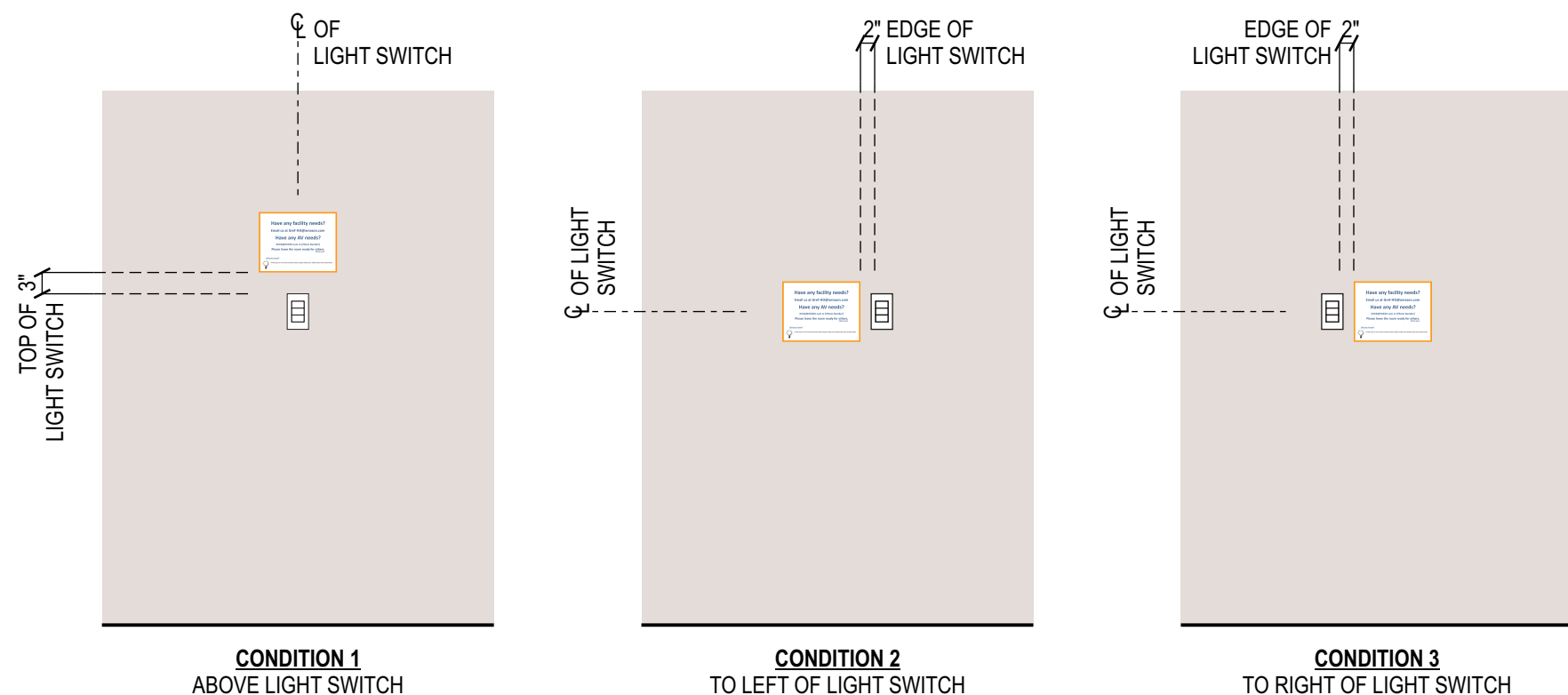
AVOID USING HARD PLASTICS & RUBBER SQUEEGEES DIRECTLY ON DIGITAL PRINT.

AV. RM. AV ROOM DECAL
SCALE: 6"=1'-0"

SIGN SPECIFICATIONS:
NEW 3M #86E WHITE LOW TAC VINYL WITH DIGITALLY PRINTED GRAPHICS.
(FONTS: CALIBRI REGULAR & CALIBRI BOLD)

COLOR LEGEND

- PMS #1375c
- CMYK C:85/M:64/Y:25/K:6
- BLACK
- 3M #86E WHITE LOW TAC VINYL



INSTALLATION GUIDELINES - WALL w/ LIGHT SWITCH
SCALE: 1/2"= 1'-0"

Have any facility needs?
 Email us at @amazon.com
Have any AV needs?
 XXXX@XXXXX.com or [Phone Number]
 Please leave the room ready for others.
 -Thank you!

Did you know?
 In May 2011 it was announced that Amazon began selling more Kindle books than printed books.

Have any facility needs?
 Email us at @amazon.com
Have any AV needs?
 XXXX@XXXXX.com or [Phone Number]
 Please leave the room ready for others.
 -Thank you!

Did you know?
 In October of 1998, Amazon.co.uk was launched in the United Kingdom.

Have any facility needs?
 Email us at @amazon.com
Have any AV needs?
 XXXX@XXXXX.com or [Phone Number]
 Please leave the room ready for others.
 -Thank you!

Did you know?
 In October of 1998, Amazon.de was launched in Germany.

Have any facility needs?
 Email us at @amazon.com
Have any AV needs?
 XXXX@XXXXX.com or [Phone Number]
 Please leave the room ready for others.
 -Thank you!

Did you know?
 In November 1998, Amazon launched its Video Store.

Have any facility needs?
 Email us at @amazon.com
Have any AV needs?
 XXXX@XXXXX.com or [Phone Number]
 Please leave the room ready for others.
 -Thank you!

Did you know?
 There is a skeleton of a bear species hidden in one of the campus buildings.
 Can you guess what kind of bear it is?

Have any facility needs?
 Email us at @amazon.com
Have any AV needs?
 XXXX@XXXXX.com or [Phone Number]
 Please leave the room ready for others.
 -Thank you!

Did you know?
 Jeff Bezos was named Time Magazine's "Person of the Year" in December 1999.

Have any facility needs?
 Email us at @amazon.com
Have any AV needs?
 XXXX@XXXXX.com or [Phone Number]
 Please leave the room ready for others.
 -Thank you!

Did you know?
 The Varese application was named after the seasonally flooded Varese Woodlands of the Amazon Rainforest: a metaphor for Amazon growing larger than its core retail business.

Have any facility needs?
 Email us at @amazon.com
Have any AV needs?
 XXXX@XXXXX.com or [Phone Number]
 Please leave the room ready for others.
 -Thank you!

Did you know?
 Amazon moved its warehouse from a garage in Bellevue to 549 South Dawson Street, which served as a fulfillment center from 1996-2001. Today, we honor our beginnings by naming one of our buildings "Dawson".

Have any facility needs?
 Email us at @amazon.com
Have any AV needs?
 XXXX@XXXXX.com or [Phone Number]
 Please leave the room ready for others.
 -Thank you!

Did you know?
 In October 1997, the one-millionth order was placed. It was signed by every Amazon employee and hand-delivered to Japan by Jeff Bezos. The package contained Windows NT Manual and Kitty Kelly's "The Royals".

Have any facility needs?
 Email us at @amazon.com
Have any AV needs?
 XXXX@XXXXX.com or [Phone Number]
 Please leave the room ready for others.
 -Thank you!

Did you know?
 The Amazon affiliate, Quidsi.com, grew from 64 employees in 2008 to 195 employees by the same time the following year. It was named the 35th fastest growing company in September 2009.

Have any facility needs?
 Email us at @amazon.com
Have any AV needs?
 XXXX@XXXXX.com or [Phone Number]
 Please leave the room ready for others.
 -Thank you!

Did you know?
 Each floor in Blackfoot represents a particular country and features a special door design reminiscent of the classic doors from the inspired culture.

Have any facility needs?
 Email us at @amazon.com
Have any AV needs?
 XXXX@XXXXX.com or [Phone Number]
 Please leave the room ready for others.
 -Thank you!

Did you know?
 Amazon first launch the Kindle Owner's Lending Library in December 2010.

Have any facility needs?
 Email us at @amazon.com
Have any AV needs?
 XXXX@XXXXX.com or [Phone Number]
 Please leave the room ready for others.
 -Thank you!

Did you know?
 Obidos was the name of Amazon's original page-rendering engine and appeared in many of the early URLs. It is also a town in Brazil located at the narrowest and swiftest part of the Amazon River.

Have any facility needs?
 Email us at @amazon.com
Have any AV needs?
 XXXX@XXXXX.com or [Phone Number]
 Please leave the room ready for others.
 -Thank you!

Did you know?
 The "Just Do It Award" is an award given to an employee or team that demonstrates Amazon's core values of innovation and bias for action.

Have any facility needs?
 Email us at @amazon.com
Have any AV needs?
 XXXX@XXXXX.com or [Phone Number]
 Please leave the room ready for others.
 -Thank you!

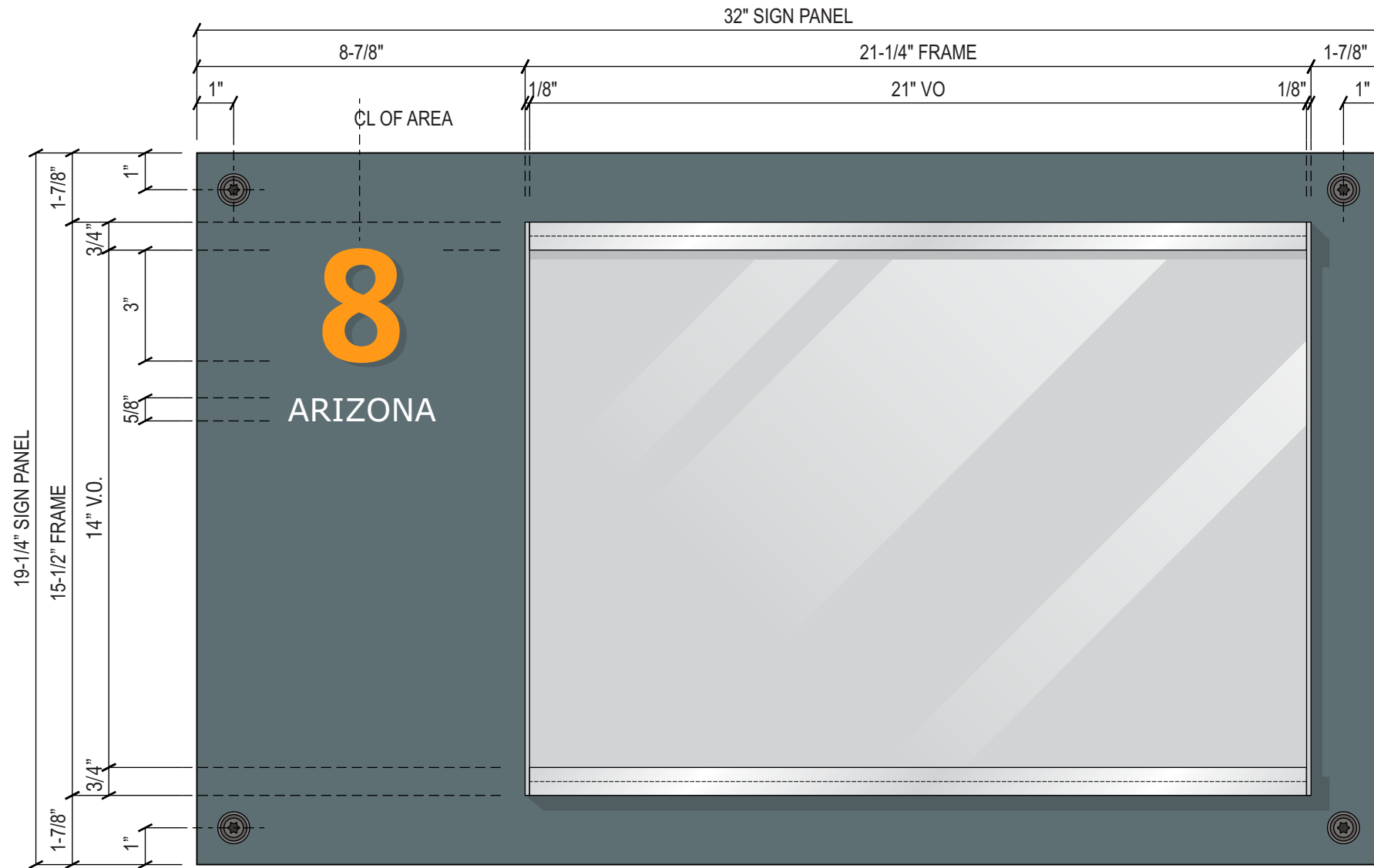
Did you know?
 Rufus, a Welsh corgi, "launched" most—if not all—of our major launches in 1998 and 1999. A team member would hold Rufus and use his paw to click to press the mouse and deploy the build.

Have any facility needs?
 Email us at @amazon.com
Have any AV needs?
 XXXX@XXXXX.com or [Phone Number]
 Please leave the room ready for others.
 -Thank you!

Did you know?
 Abe Books, an Amazon affiliate since 2008, launched their website in 1996 and initially included only four bookstores. It now continues to sell millions of new, used, rare, and out-of-print books as well as textbooks all over the world.

Have any facility needs?
 Email us at @amazon.com
Have any AV needs?
 XXXX@XXXXX.com or [Phone Number]
 Please leave the room ready for others.
 -Thank you!

Did you know?
 Arizona's theme is Artist's Loft: employees answered a "Call to Artists" and created artwork to decorate the building interior. The artwork is displayed along the core of floors 2-12.
 Visit and be inspired!



DIR

DIRECTORY / EVACUATION MAP

SCALE: 3"=1'-0"

SIGN SPECIFICATIONS:

BACKGROUND

MATERIAL: 1/16" THK. HOT ROLLED STEEL (16GA.)
FINISH: BLUE WAX FINISH, DARK, MOTTLED MATTE
EDGES: EASED

TOP & BOTTOM TRACK

MATERIAL: ALUMINUM
FINISH: CLEAR ANODIZED
DIMENSION: 3/4" x 1/2" FLATBAR WITH MACHINED SLOT

ACRYLIC

MATERIAL: 1/16" THK. NON-GLARE CLEAR ACRYLIC COVER (PLASKOLITE OPTIX-NG NON GLARE ACRYLIC, HEAVY MATTE FINISH) - PRINTED MASKING FACES TO OUTSIDE

NUMERALS

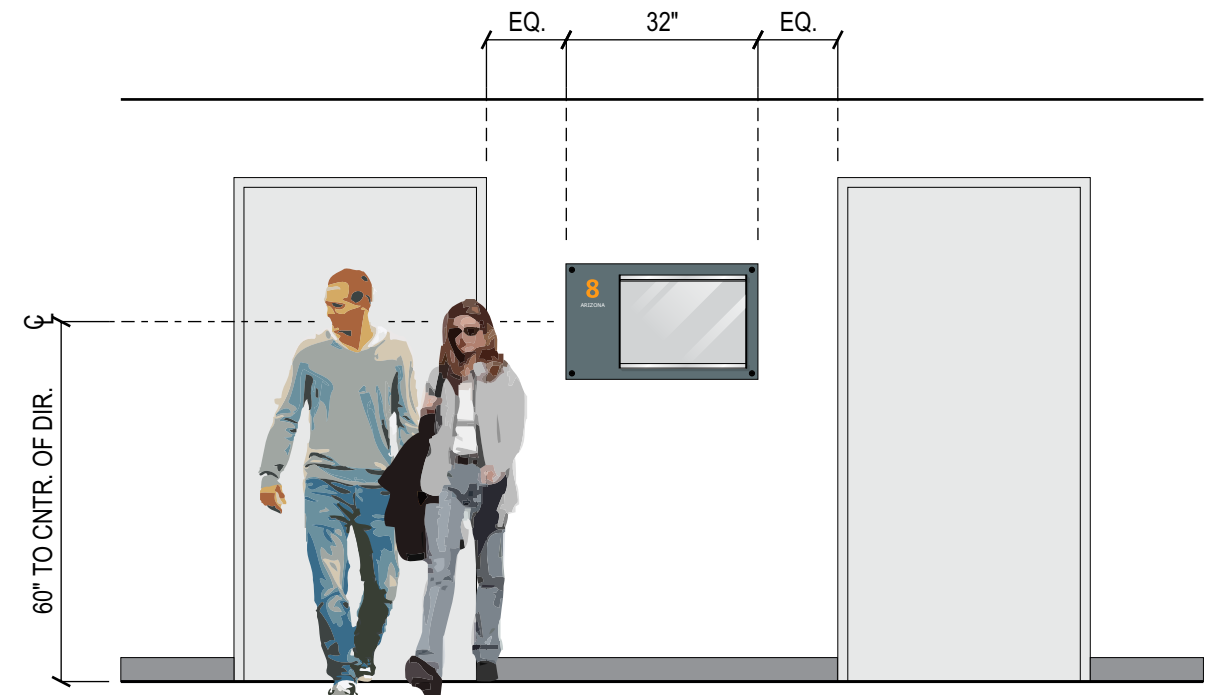
MATERIAL: 1/4" THK. ACRYLIC
FINISH: PTM PMS #1375C YELLOW
FONT: FRUTIGER 45 BOLD
NOTE: NUMBERS VARY

BUILDING NAMES

MATERIAL: 3M VINYL
FINISH: 3M #7725-20 MATTE WHITE OPAQUE
FONT: VERDANA
NOTE: BUILDING NAMES VARY, TBD

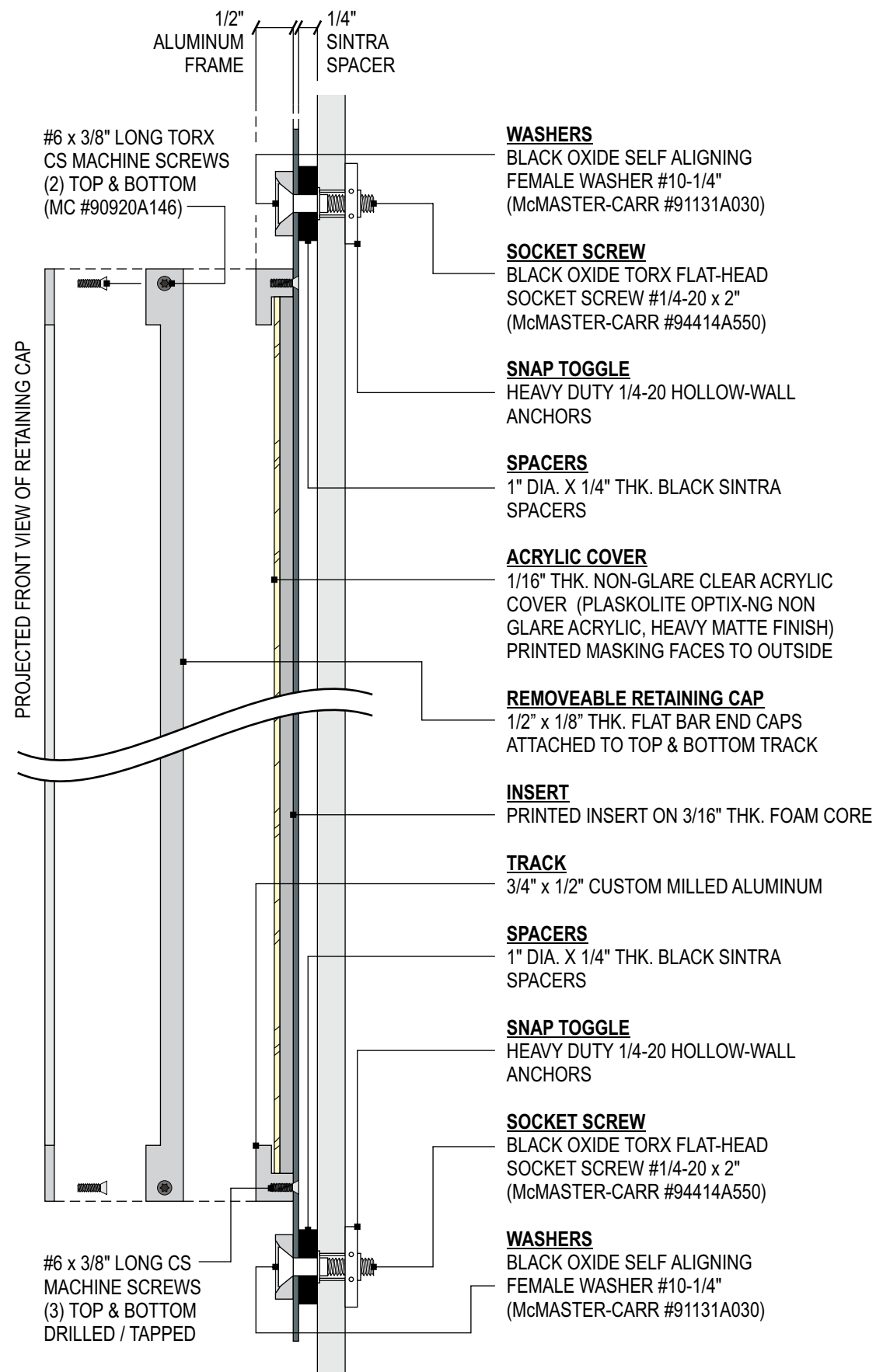
COLOR LEGEND

- PMS #1375c
- 3M #7725-20 MATTE WHITE
- BLUE WAX FINISH
- CLEAR ANODIZED

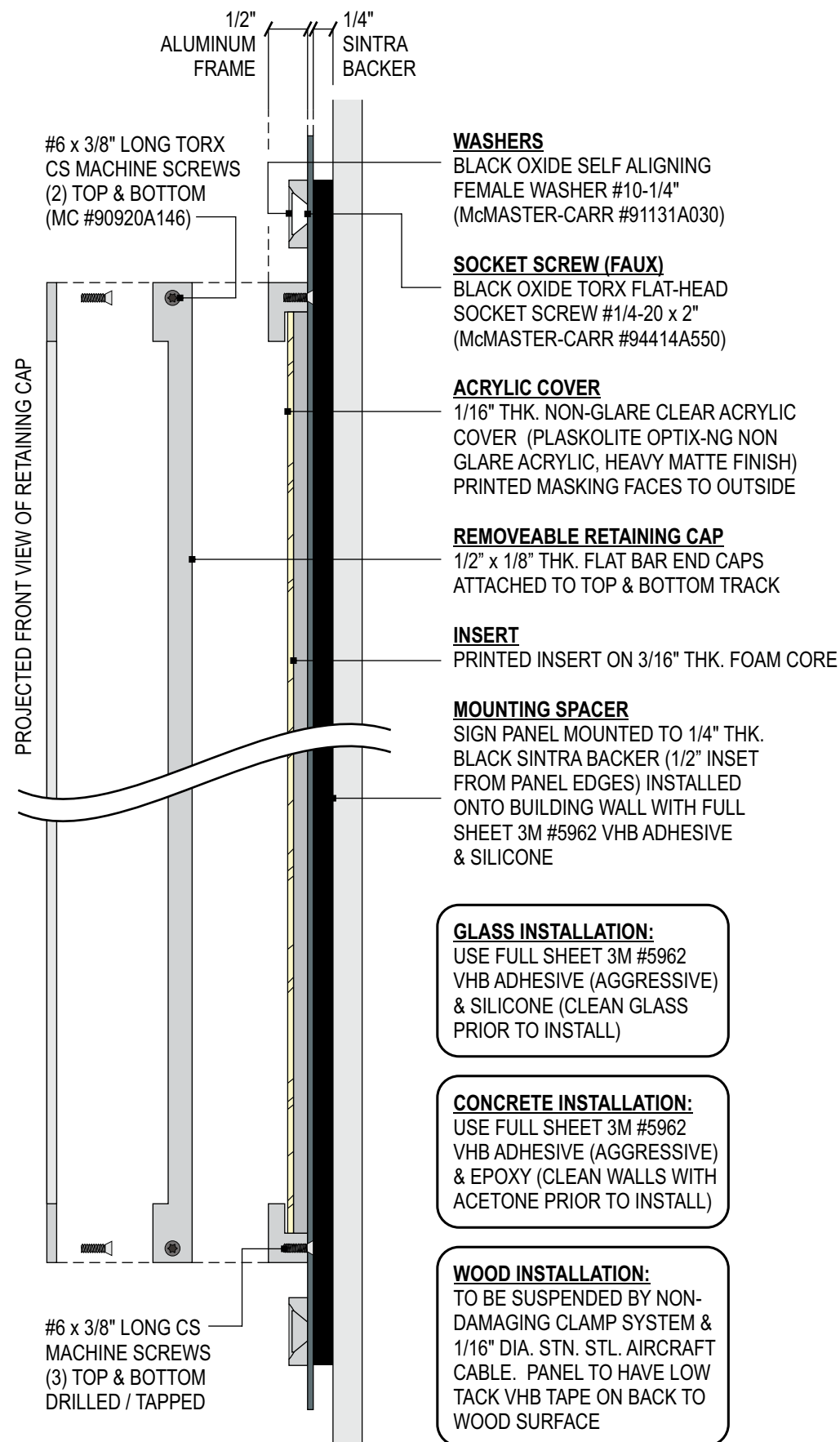


PARTIAL ELEVATION - WALL PLACEMENT

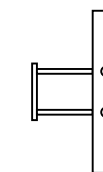
SCALE: 3/8"=1'-0"



SECTION - TYPICAL GYP. WALL INSTALL
SCALE: 6"=1'-0"



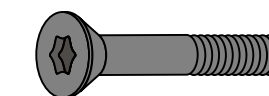
SECTION - TYPICAL GLASS / CONCRETE WALL INSTALL
SCALE: 6"=1'-0"



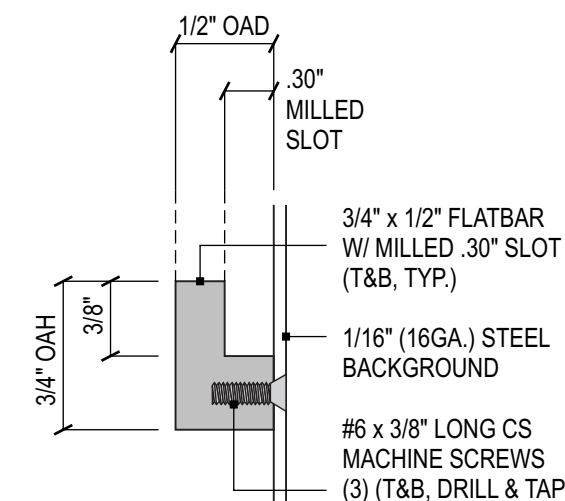
SNAP TOGGLE
HEAVY DUTY HOLLOW-WALL ANCHORS #1/4-20



McMASTER-CARR
BLACK OXIDE SELF ALIGNING FEMALE WASHER #10-1/4" (PART #91131A030)



McMASTER-CARR
BLACK OXIDE TORX FLAT-HEAD SOCKET SCREW #1/4-20 x 2" (PART #94414A550)

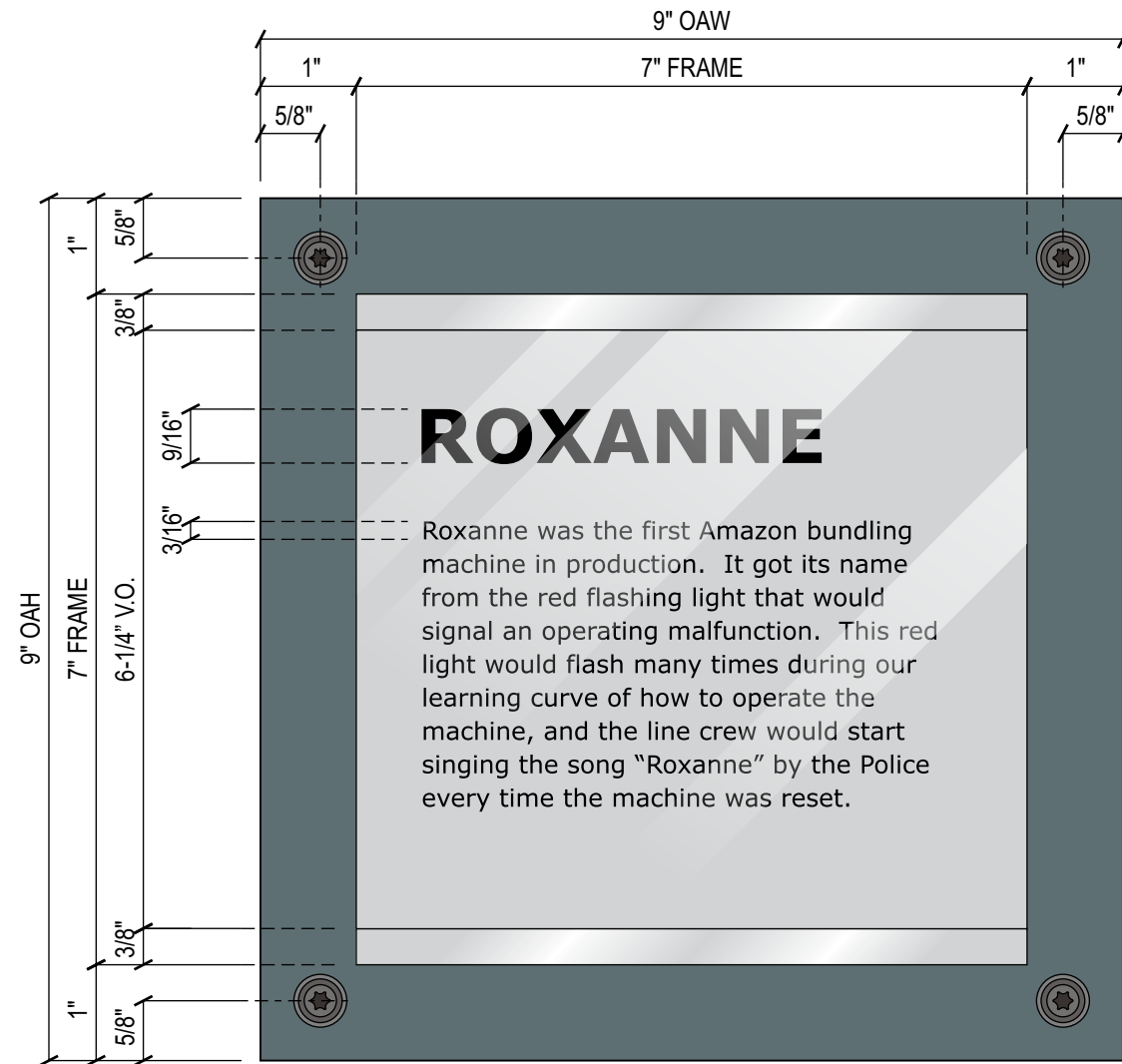


SIDE VIEW - TRACK (T&B)
SCALE: 12"=1'-0"

GLASS INSTALLATION:
USE FULL SHEET 3M #5962 VHB ADHESIVE (AGGRESSIVE) & SILICONE (CLEAN GLASS PRIOR TO INSTALL)

CONCRETE INSTALLATION:
USE FULL SHEET 3M #5962 VHB ADHESIVE (AGGRESSIVE) & EPOXY (CLEAN WALLS WITH ACETONE PRIOR TO INSTALL)

WOOD INSTALLATION:
TO BE SUSPENDED BY NON-DAMAGING CLAMP SYSTEM & 1/16" DIA. STN. STL. AIRCRAFT CABLE. PANEL TO HAVE LOW TACK VHB TAPE ON BACK TO WOOD SURFACE



ART. PLQ. ART PLAQUE
SCALE: 6"=1'-0"

SIGN SPECIFICATIONS:

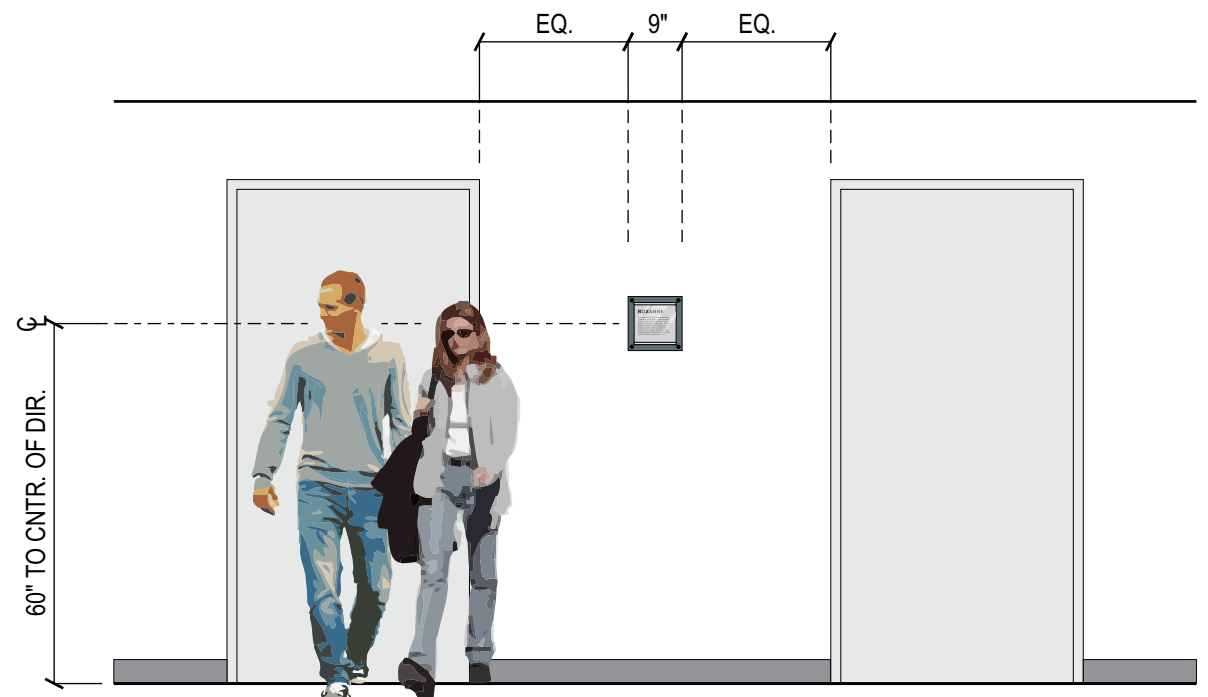
BACKGROUND
MATERIAL: 1/16" THK. HOT ROLLED STEEL (16GA.)
FINISH: BLUE WAX FINISH, DARK, MOTTLED MATTE
EDGES: EASED

TOP & BOTTOM TRACK
MATERIAL: ALUMINUM
FINISH: CLEAR ANODIZED
DIMENSION: .32" FRONT LEG x .39" WEB x .80" BACK LEG

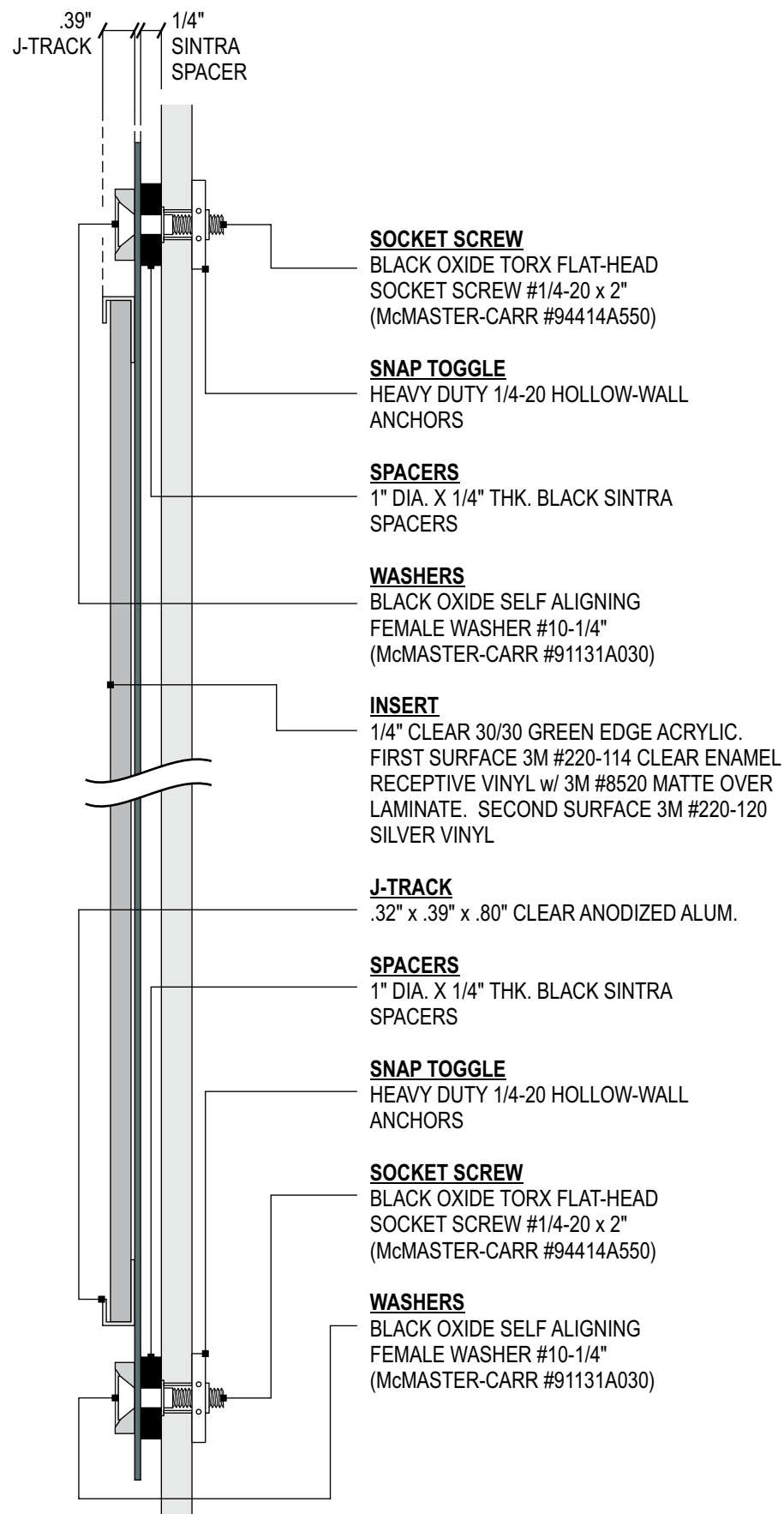
INSERT
1/4" CLEAR 30/30 GREEN EDGE ACRYLIC. FIRST SURFACE
3M #220-114 CLEAR ENAMEL RECEPTIVE VINYL w/ 3M #8520
MATTE OVER LAMINATE. SECOND SURFACE 3M #220-120
SILVER VINYL (FONT: VERDANA & VERDANA BOLD)

COLOR LEGEND

- BLUE WAX FINISH
- CLEAR ANODIZED



PARTIAL ELEVATION - WALL PLACEMENT
SCALE: 3/8"=1'-0"



SOCKET SCREW
BLACK OXIDE TORX FLAT-HEAD
SOCKET SCREW #1/4-20 x 2"
(McMASTER-CARR #94414A550)

SNAP TOGGLE
HEAVY DUTY 1/4-20 HOLLOW-WALL
ANCHORS

SPACERS
1" DIA. X 1/4" THK. BLACK SINTRA
SPACERS

WASHERS
BLACK OXIDE SELF ALIGNING
FEMALE WASHER #10-1/4"
(McMASTER-CARR #91131A030)

INSERT
1/4" CLEAR 30/30 GREEN EDGE ACRYLIC.
FIRST SURFACE 3M #220-114 CLEAR ENAMEL
RECEPTIVE VINYL w/ 3M #8520 MATTE OVER
LAMINATE. SECOND SURFACE 3M #220-120
SILVER VINYL

J-TRACK
.32" x .39" x .80" CLEAR ANODIZED ALUM.

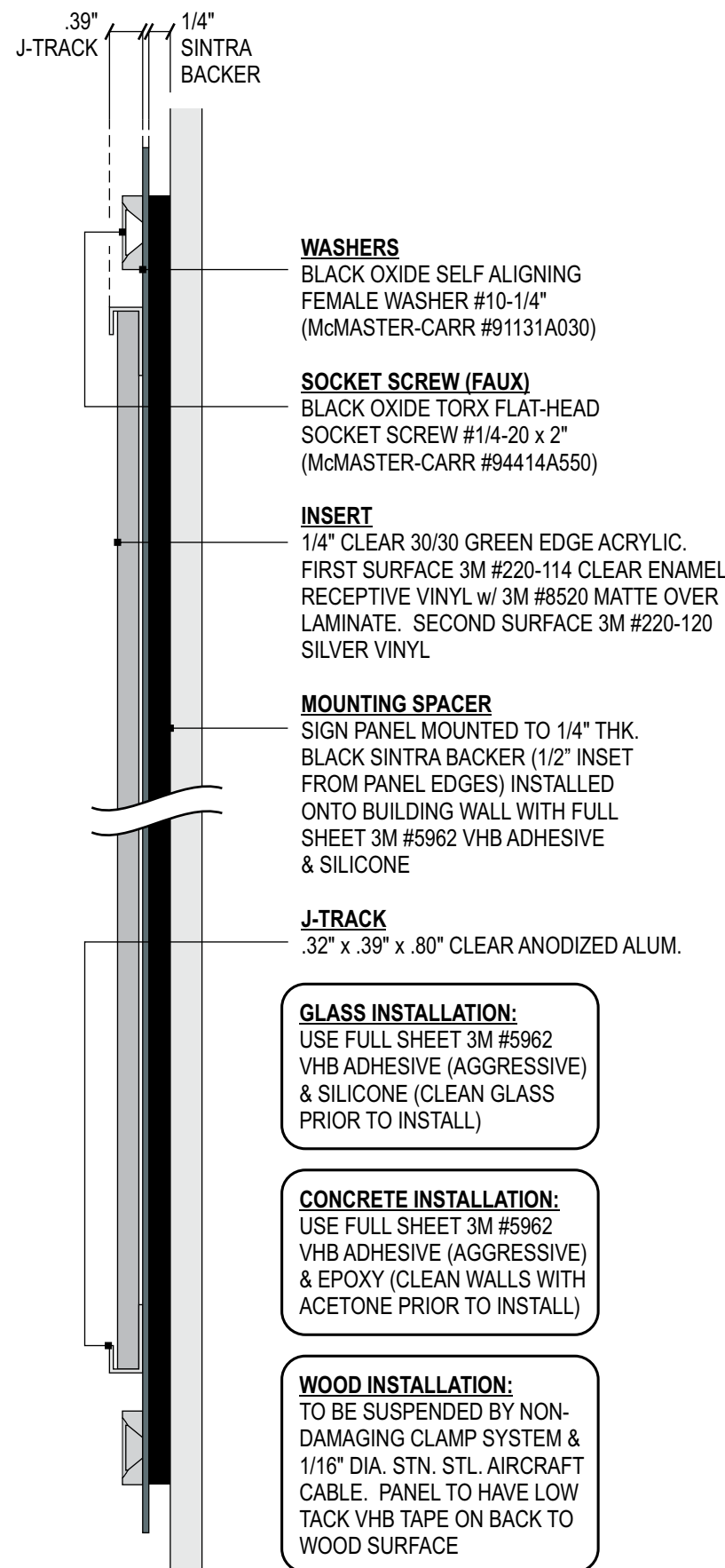
SPACERS
1" DIA. X 1/4" THK. BLACK SINTRA
SPACERS

SNAP TOGGLE
HEAVY DUTY 1/4-20 HOLLOW-WALL
ANCHORS

SOCKET SCREW
BLACK OXIDE TORX FLAT-HEAD
SOCKET SCREW #1/4-20 x 2"
(McMASTER-CARR #94414A550)

WASHERS
BLACK OXIDE SELF ALIGNING
FEMALE WASHER #10-1/4"
(McMASTER-CARR #91131A030)

SECTION - TYPICAL GYP. WALL INSTALL
SCALE: 6"=1'-0"



WASHERS
BLACK OXIDE SELF ALIGNING
FEMALE WASHER #10-1/4"
(McMASTER-CARR #91131A030)

SOCKET SCREW (FAUX)
BLACK OXIDE TORX FLAT-HEAD
SOCKET SCREW #1/4-20 x 2"
(McMASTER-CARR #94414A550)

INSERT
1/4" CLEAR 30/30 GREEN EDGE ACRYLIC.
FIRST SURFACE 3M #220-114 CLEAR ENAMEL
RECEPTIVE VINYL w/ 3M #8520 MATTE OVER
LAMINATE. SECOND SURFACE 3M #220-120
SILVER VINYL

MOUNTING SPACER
SIGN PANEL MOUNTED TO 1/4" THK.
BLACK SINTRA BACKER (1/2" INSET
FROM PANEL EDGES) INSTALLED
ONTO BUILDING WALL WITH FULL
SHEET 3M #5962 VHB ADHESIVE
& SILICONE

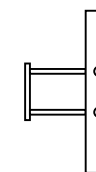
J-TRACK
.32" x .39" x .80" CLEAR ANODIZED ALUM.

GLASS INSTALLATION:
USE FULL SHEET 3M #5962
VHB ADHESIVE (AGGRESSIVE)
& SILICONE (CLEAN GLASS
PRIOR TO INSTALL)

CONCRETE INSTALLATION:
USE FULL SHEET 3M #5962
VHB ADHESIVE (AGGRESSIVE)
& EPOXY (CLEAN WALLS WITH
ACETONE PRIOR TO INSTALL)

WOOD INSTALLATION:
TO BE SUSPENDED BY NON-
DAMAGING CLAMP SYSTEM &
1/16" DIA. STN. STL. AIRCRAFT
CABLE. PANEL TO HAVE LOW
TACK VHB TAPE ON BACK TO
WOOD SURFACE

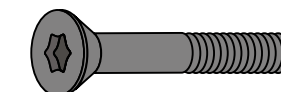
SECTION - TYPICAL GLASS / CONCRETE WALL INSTALL
SCALE: 6"=1'-0"



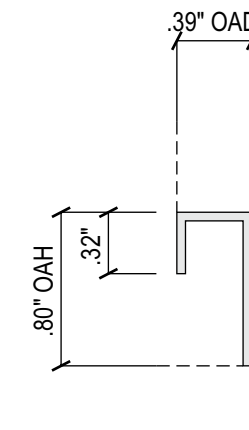
SNAP TOGGLE
HEAVY DUTY HOLLOW-
WALL ANCHORS #1/4-20



McMASTER-CARR
BLACK OXIDE SELF ALIGNING
FEMALE WASHER #10-1/4"
(PART #91131A030)



McMASTER-CARR
BLACK OXIDE TORX FLAT-HEAD
SOCKET SCREW #1/4-20 x 2"
(PART #94414A550)



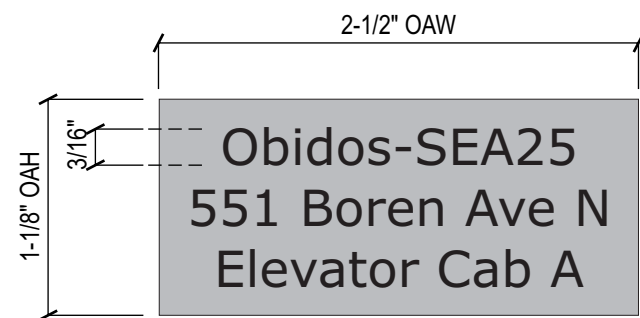
SIDE VIEW - J-TRACK (T&B)
SCALE: 12"=1'-0"



TAG.1 **ELEVATOR RECEPTION**
SCALE: 12"=1'-0"

COLOR LEGEND

- PMS #1375c
- BRUSHED #4 HORIZ.
- BLACK



TAG.2 **ELEVATOR ID**
SCALE: 12"=1'-0"

NOTE:
CONTENT SHOWN FOR REPRESENTATIONAL PURPOSES ONLY. BUILDING NAME, SEA #, ADDRESS & ELEVATOR CAB # TO BE PROVIDED

SIGN SPECIFICATIONS:

BACKGROUND


.030" THK. STAINLESS STEEL w/ HORIZONTAL BRUSHED #4 FINISH. EDGES OF PANEL TO BE EASED AS REQUIRED. INSTALL w/ .005" THK. 3M #468 PERMANENT PRESSURE SENSITIVE ADHESIVE

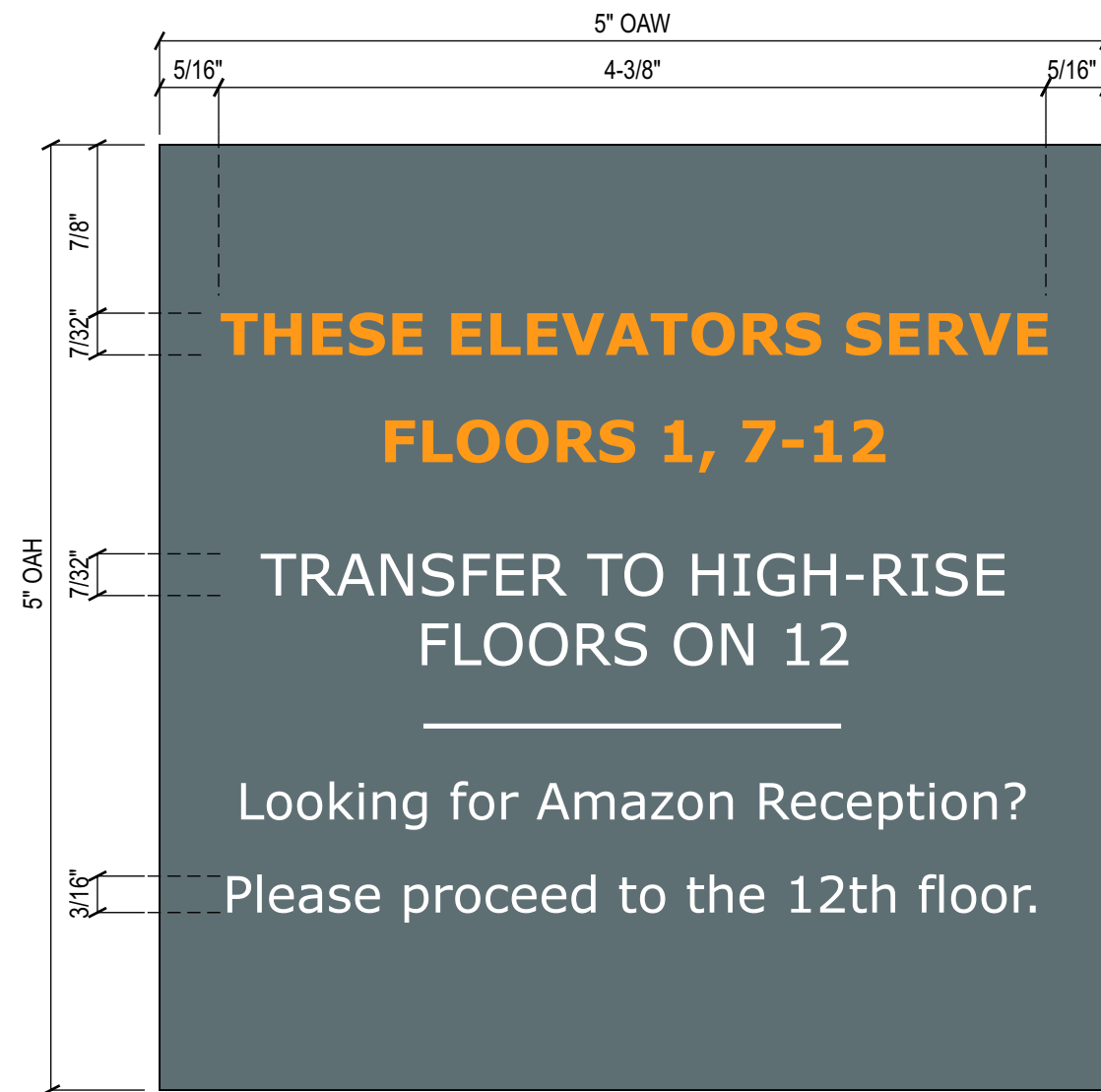
GRAPHICS

ETCHED & FILLED (FONT: VERDANA)

NOTE:

TYPICAL APPLICATION SUBJECT TO LANDLORD APPROVAL AND FIELD VERIFICATION.





SERVES

ELEVATOR RECEPTION

SCALE: 12"=1'-0"

SIGN SPECIFICATIONS:

NEW WHITE 3M #86E LOW TAC VINYL w/ DIGITALLY PRINTED GRAPHICS. (FONT: VERDANA & VERDANA BOLD)

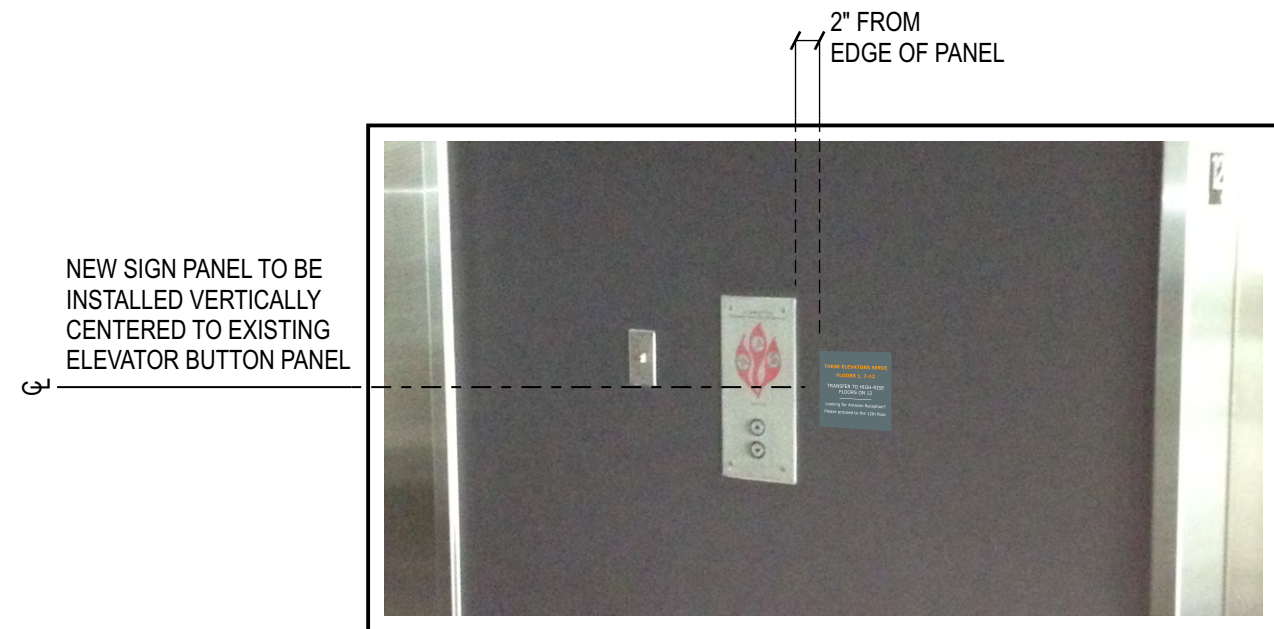
NOTE:

SIZE, MESSAGE & INSTALLATION LOCATION BASED ON SITE CONDITIONS.

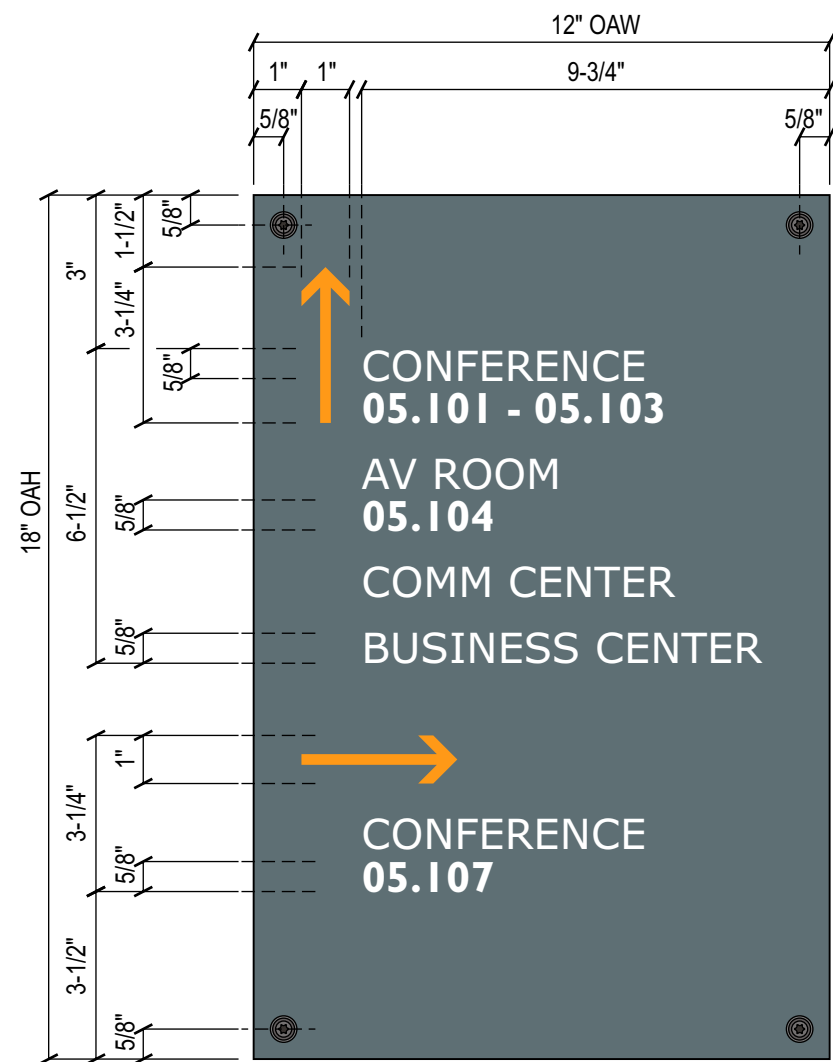
SERVES SIGN TO BE USED ONLY WHEN MULTIPLE FLOOR CONDITIONS APPLY/EXIST.

COLOR LEGEND

- PMS #1375c
- PMS #431c (TM BLUE WAX)
- WHITE



NOTE: INSTALL ON RIGHT OR LEFT SIDE OF CALL BUTTONS



DIRECT

DIRECTIONAL - WALL
SCALE: 3"=1'-0"

SIGN SPECIFICATIONS:

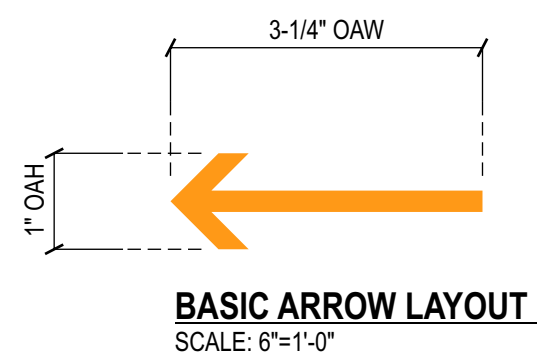
BACKGROUND
MATERIAL: 1/16" THK. HOT ROLLED STEEL (16GA.)
FINISH: BLUE WAX FINISH, DARK, MOTTLED MATTE
EDGES: EASED

ARROWS
FIRST-SURFACE APPLIED 3M #7725-64 APRICOT, OPAQUE VINYL

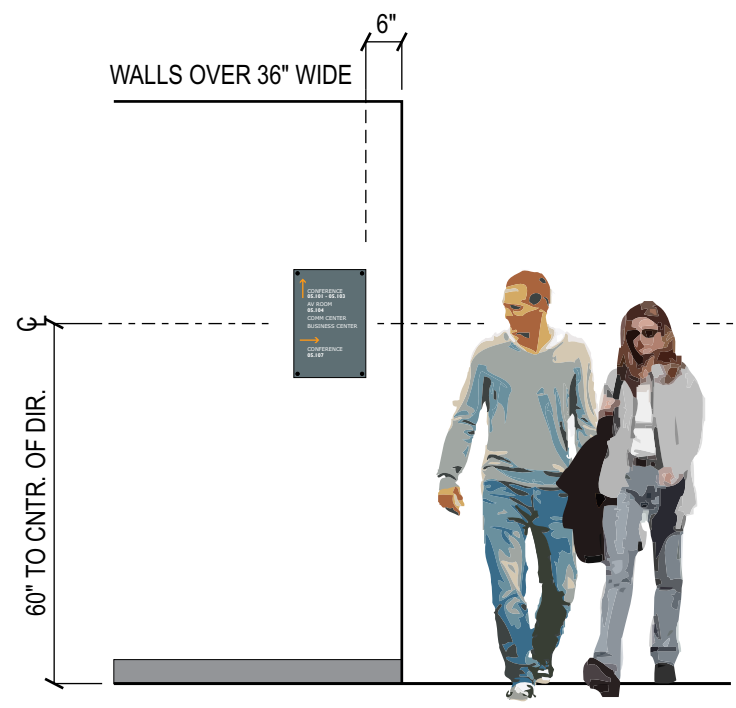
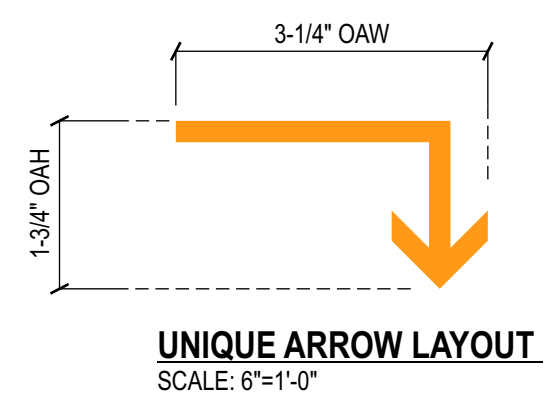
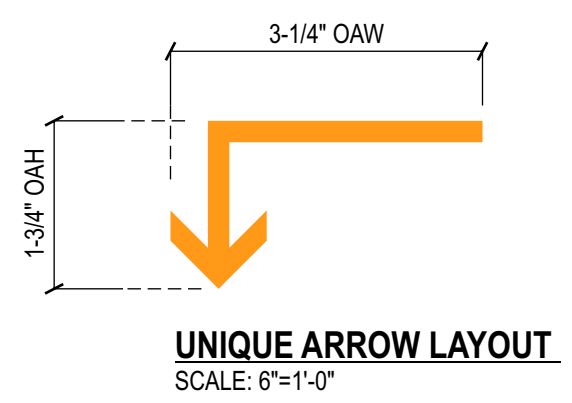
COPY
FIRST-SURFACE APPLIED 3M #7725-20 MATTE WHITE
OPAQUE VINYL. (FONT: VERDANA LTRS & GILL SANS BOLD NUMERALS)

COLOR LEGEND

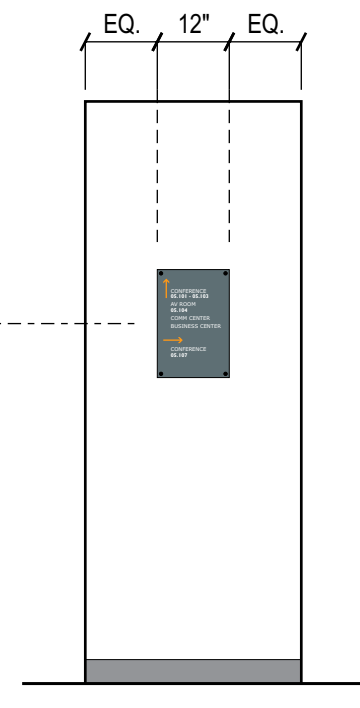
- 3M #7725-64 APRICOT VINYL
- 3M #7725-20 MATTE WHITE VINYL
- BLUE WAX FINISH

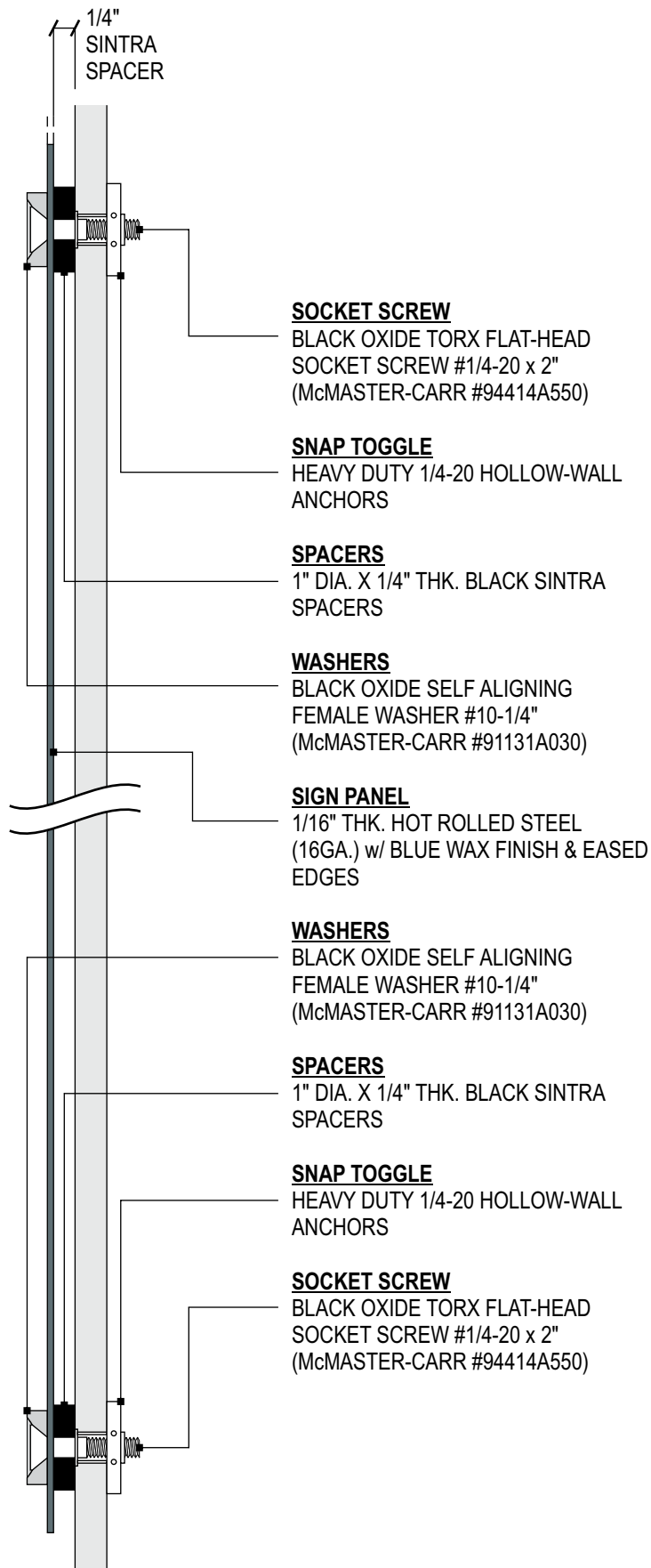


NOTE:
RIGHT & LEFT ARROWS TO BE USED
IN UNIQUE ENVIRONMENT CONDITIONS
ONLY. REFER TO FACE LAYOUTS.

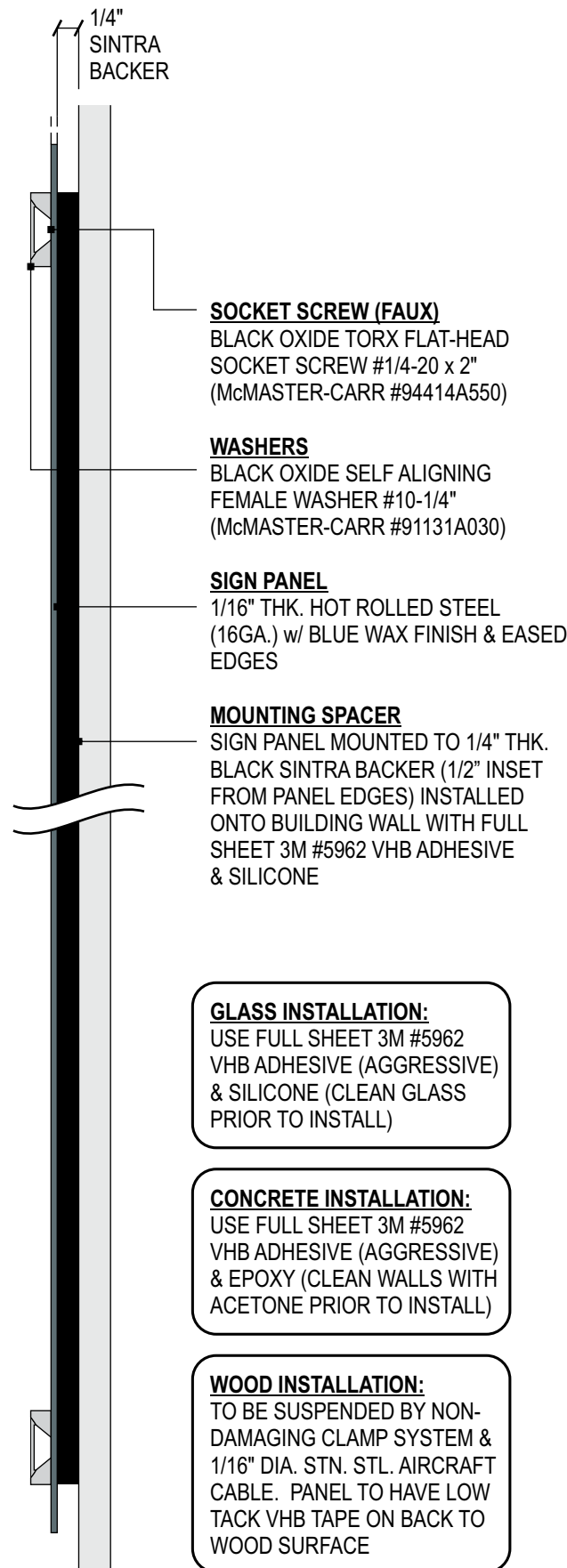


PARTIAL ELEVATION - WALL PLACEMENT
SCALE: 3/8"=1'-0"





SECTION - TYPICAL GYP. WALL INSTALL
SCALE: 6"=1'-0"

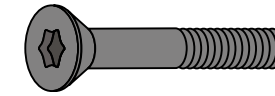


SECTION - TYPICAL GLASS / CONCRETE WALL INSTALL
SCALE: 6"=1'-0"

GLASS INSTALLATION:
USE FULL SHEET 3M #5962 VHB ADHESIVE (AGGRESSIVE) & SILICONE (CLEAN GLASS PRIOR TO INSTALL)

CONCRETE INSTALLATION:
USE FULL SHEET 3M #5962 VHB ADHESIVE (AGGRESSIVE) & EPOXY (CLEAN WALLS WITH ACETONE PRIOR TO INSTALL)

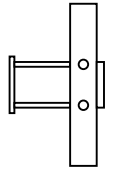
WOOD INSTALLATION:
TO BE SUSPENDED BY NON-DAMAGING CLAMP SYSTEM & 1/16" DIA. STN. STL. AIRCRAFT CABLE. PANEL TO HAVE LOW TACK VHB TAPE ON BACK TO WOOD SURFACE



McMASTER-CARR
BLACK OXIDE TORX FLAT-HEAD
SOCKET SCREW #1/4-20 x 2"
(PART #94414A550)




McMASTER-CARR
BLACK OXIDE SELF ALIGNING
FEMALE WASHER #10-1/4"
(PART #91131A030)



SNAP TOGGLE
HEAVY DUTY HOLLOW-WALL
ANCHORS #1/4-20

Amazon Wayfinding - Directional Content Standards

All content is listed in order starting with the lowest numerical reference from the top of the panel descending numerically. See example below.



Typical Directional Sign Layout

Typical Listing of Room Functions:

South Lake Union Campus Standards

(Numbered Room Functions)

- AV Room
- Conference
- Interview Room
- Participant Room
- Phone Booth
- Usability Lab

*(*Non-numbered Room Functions listed in priority)*

- Badge Office
- Business Center
- IT Support
- AV Tech Office
- Security
- Comm Center
- Copy Room
- Café
- Coffee Shop
- Deck
- Restrooms
- Women's Room
- Men's Room
- Locker Rooms
- Kitchenette
- Reception

Remote New Build Standards

(Numbered Room Functions)

- AV Room
- Conference
- Interview Room
- Participant Room
- Phone Booth
- Usability Lab

*(*Non-numbered Room Functions listed in priority)*

- Badge Office
- Business Center
- IT Support
- AV Tech Office
- Security
- Comm Center
- Copy Room
- Café
- Coffee Shop
- Deck
- Restrooms
- Women's Room
- Men's Room
- Locker Rooms
- Kitchenette
- Reception

Remote Retrofit Standards

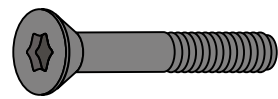
(Numbered Room Functions)

- AV Room
- Conference / Specific Conf. Room Name
- Group AV
- Office / Office Name
- Phone Room
- Training Room

*(*Non-numbered Room Functions listed in priority)*

- Interview Suites
- Partners
- Supplier Conferencing
- Specialty Rooms (i.e. User Experience)
- Reception
- Shipping/Receiving
- HR Department
- IT Department
- IT Help Desk
- AV Tech Office
- Security
- Comm Center
- Copy Room
- Restrooms
- Women's Room
- Men's Room
- Kitchenette
- Break Room

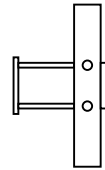
*Listed below Numbered Room Functions subject to site conditions and client approval



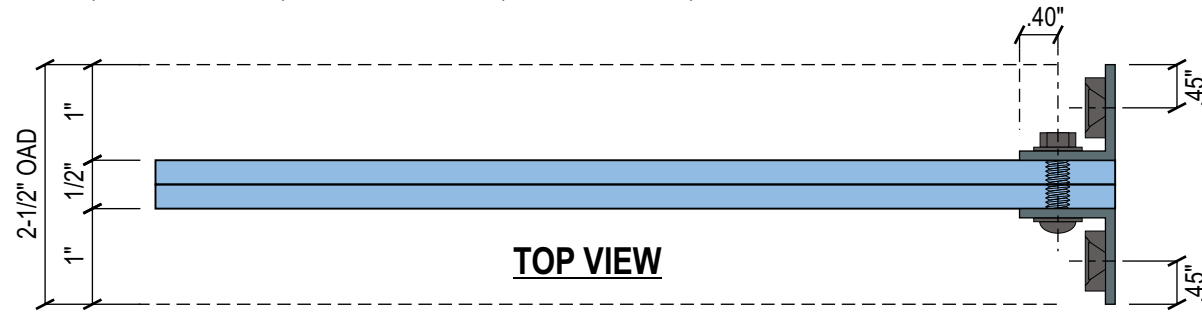
McMASTER-CARR
BLACK OXIDE TORX FLAT-HEAD
SOCKET SCREW #1/4-20 x 2"
(PART #94414A550)



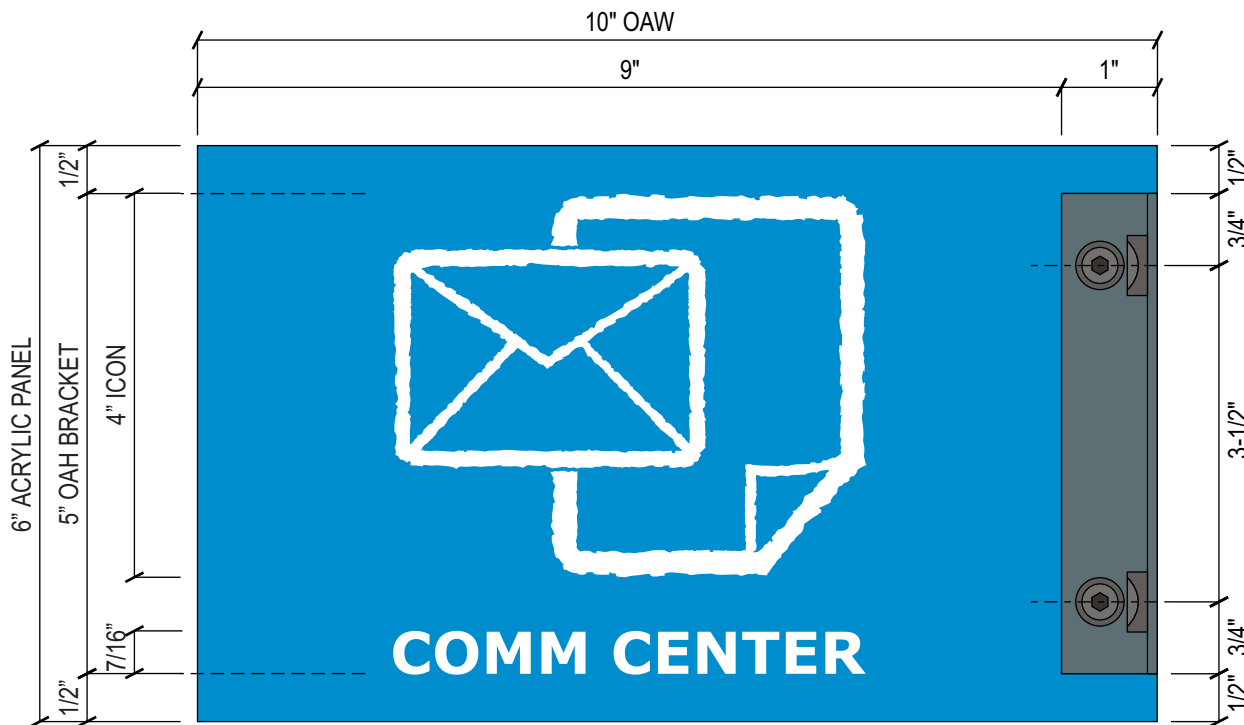
McMASTER-CARR
BLACK OXIDE SELF ALIGNING
FEMALE WASHER #10-1/4"
(PART #91131A030)



SNAP TOGGLE
HEAVY DUTY HOLLOW-
WALL ANCHORS #1/4-20



TOP VIEW



BLADE

FRONT VIEW - TYPICAL BLADE
SCALE: 6"=1'-0"

SIGN SPECIFICATIONS:

PANEL

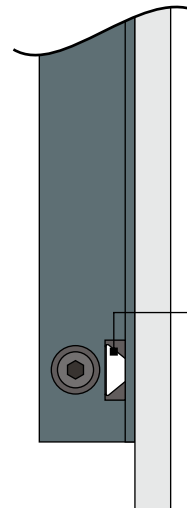
(2) 1/4" THK. TRANSLUCENT (MATTE) LIGHTBLOCKS (OR EQUAL) MOUNTED BACK-TO-BACK

GRAPHICS

FIRST-SURFACE APPLIED 3M WHITE #7725-20 MATTE WHITE VINYL GRAPHICS.
(FONT: VERDANA BOLD)

MOUNTING ANGLES

MATERIAL: 1" X 1" X 1/8" THK. ANGLE BRACKET.
FINISH: BLUE WAX FINISH, DARK, MOTTLED MATTE
EDGES: EASED

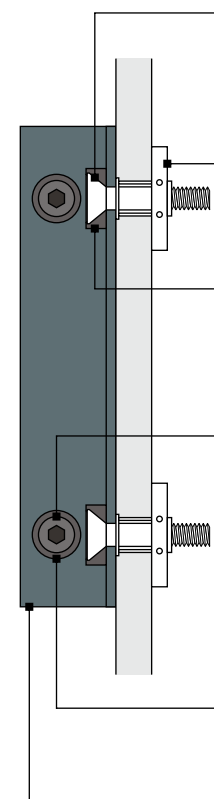


GLASS INSTALLATION:
USE FULL SHEET 3M #5962
VHB ADHESIVE (AGGRESSIVE)
& SILICONE (CLEAN GLASS
PRIOR TO INSTALL)

CONCRETE INSTALLATION:
USE FULL SHEET 3M #5962
VHB ADHESIVE (AGGRESSIVE)
& EPOXY (CLEAN WALLS WITH
ACETONE PRIOR TO INSTALL)

**SOCKET SCREW (FAUX) IN LIEU OF
SNAP TOGGLE**
BLACK OXIDE TORX FLAT-HEAD
SOCKET SCREW #1/4-20 x 2"
(McMASTER-CARR #94414A550)

SECTION - TYP. GLASS / CONCRETE WALL INSTALL
SCALE: 6"=1'-0"



SOCKET SCREW
BLACK OXIDE TORX FLAT-HEAD
SOCKET SCREW #1/4-20 x 2"
(McMASTER-CARR #94414A550)

SNAP TOGGLE
HEAVY DUTY 1/4-20 HOLLOW-WALL
ANCHORS

WASHERS
BLACK OXIDE SELF ALIGNING
FEMALE WASHER 1/4-20
(McMASTER-CARR #91131A030)


SOCKET SCREW
BLACK OXIDE TORX BUTTON-HEAD
SOCKET SCREW 1/4-20 x 1"
(McMASTER-CARR #96452A542)

NUTS (ON OPPOSITE SIDE)
BLACK OXIDE HEX NUT 1/4-20
(McMASTER-CARR #97149A100)


WASHERS
BLACK OXIDE WASHER 1/4-20
(McMASTER-CARR #96582A304)

MOUNTING ANGLES
MATERIAL: 1" X 1" X 1/8" THK. ANGLE BRACKET
FINISH: BLUE WAX FINISH, DARK, MOTTLED MATTE
EDGES: EASED

SECTION - TYP. GYP. WALL INSTALL
SCALE: 6"=1'-0"



PERSPECTIVE VIEW
SCALE: NTS



PARTIAL ELEVATION - WALL PLACEMENT
SCALE: 3/8"=1'-0"



BLADE-A COMM CENTER
SCALE: 3"=1'-0"




BLADE-A-1 COPY ROOM
SCALE: 3"=1'-0"



BLADE-B ELEV. w/ DOGS
SCALE: 3"=1'-0"



BLADE-B-1 ELEV. w/out DOGS
SCALE: 3"=1'-0"



BLADE-C RESTROOMS
SCALE: 3"=1'-0"



BLADE-CM RESTROOM-MEN
SCALE: 3"=1'-0"



BLADE-CW RESTROOM-WOMEN
SCALE: 3"=1'-0"










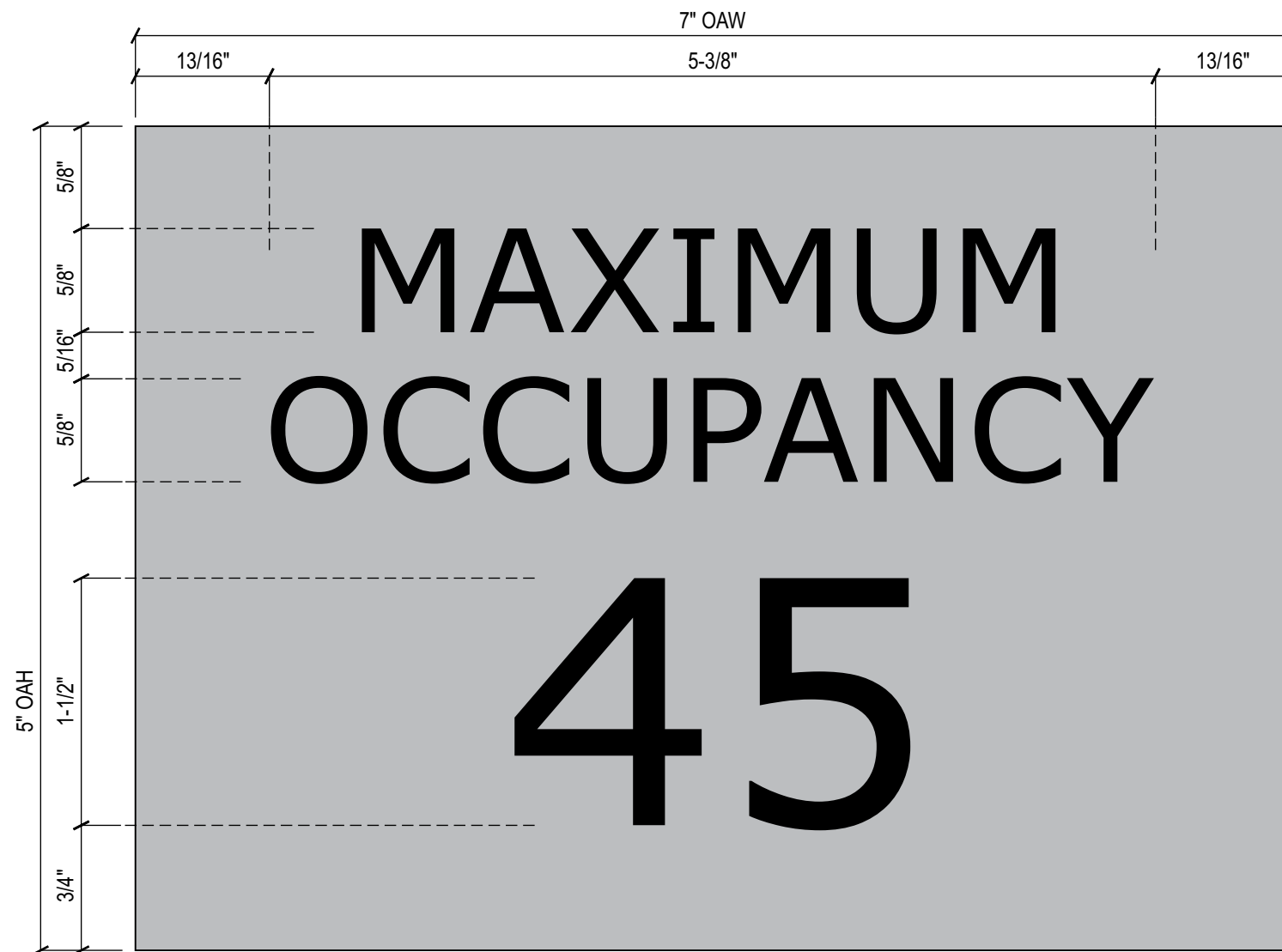
BLADE-D BUSINESS CENTER
SCALE: 3"=1'-0"



BLADE-E IT SUPPORT
SCALE: 3"=1'-0"

MATERIAL & COLOR LEGEND

-  LIGHTBLOCKS: CONTROL: 739-12 BM2066-40-3+9022 (OR EQUAL)
-  LIGHTBLOCKS: CONTROL: 733-12 BM2009-20+9022 (OR EQUAL)
-  LIGHTBLOCKS: CONTROL: 737-12 BM2028-20-4+9022 (OR EQUAL)
-  LIGHTBLOCKS: CONTROL: 735-12 BM2018-20-1+9022 (OR EQUAL)
-  LIGHTBLOCKS: TO MATCH PMS #425u
-  ANGLE FINISH TO MATCH BLUE WAX
-  3M #7725-20 MATTE WHITE VINYL



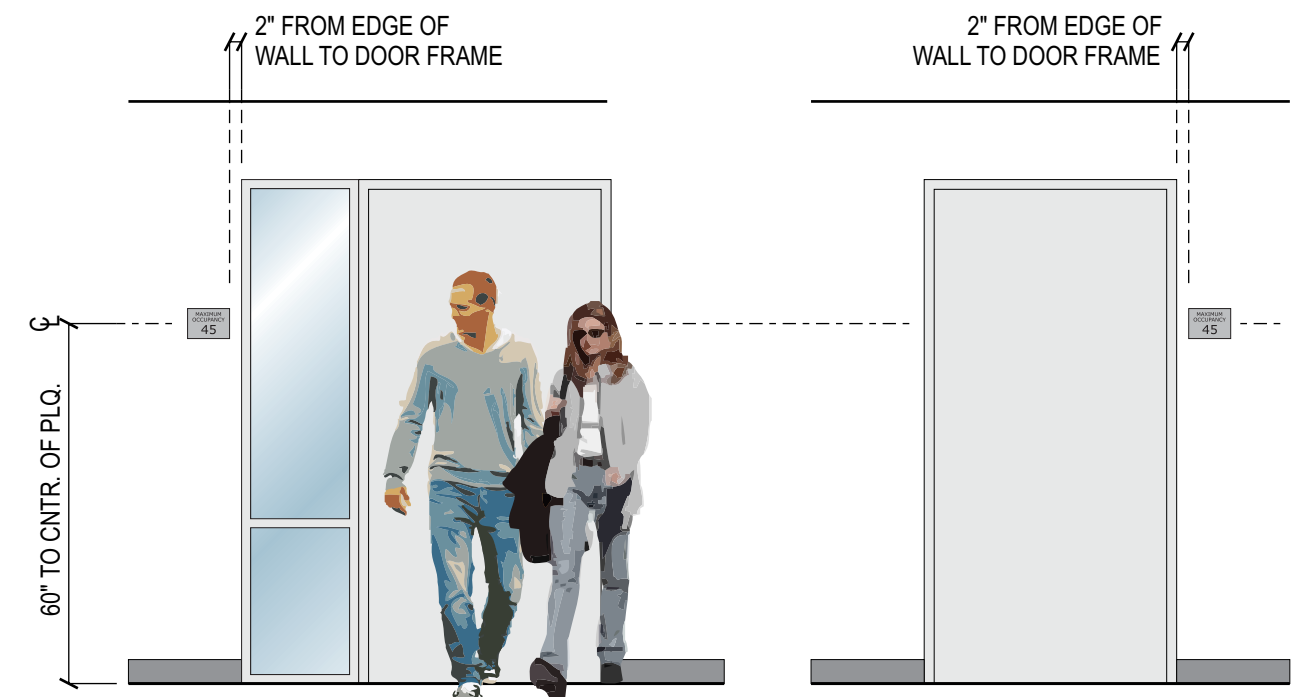
MAX-OCC **MAXIMUM OCCUPANCY**
 SCALE: 12"=1'-0"

SIGN SPECIFICATIONS:
 .032" THK. ALUMINUM PANEL w/ BRUSHED #4 HORIZONTAL FINISH & FIRST SURFACE 3M #7725-22 MATTE BLACK VINYL.
 (FONT: VERDANA)

NOTE:
 SIZE, MESSAGE & INSTALLATION LOCATION BASED ON SITE CONDITIONS

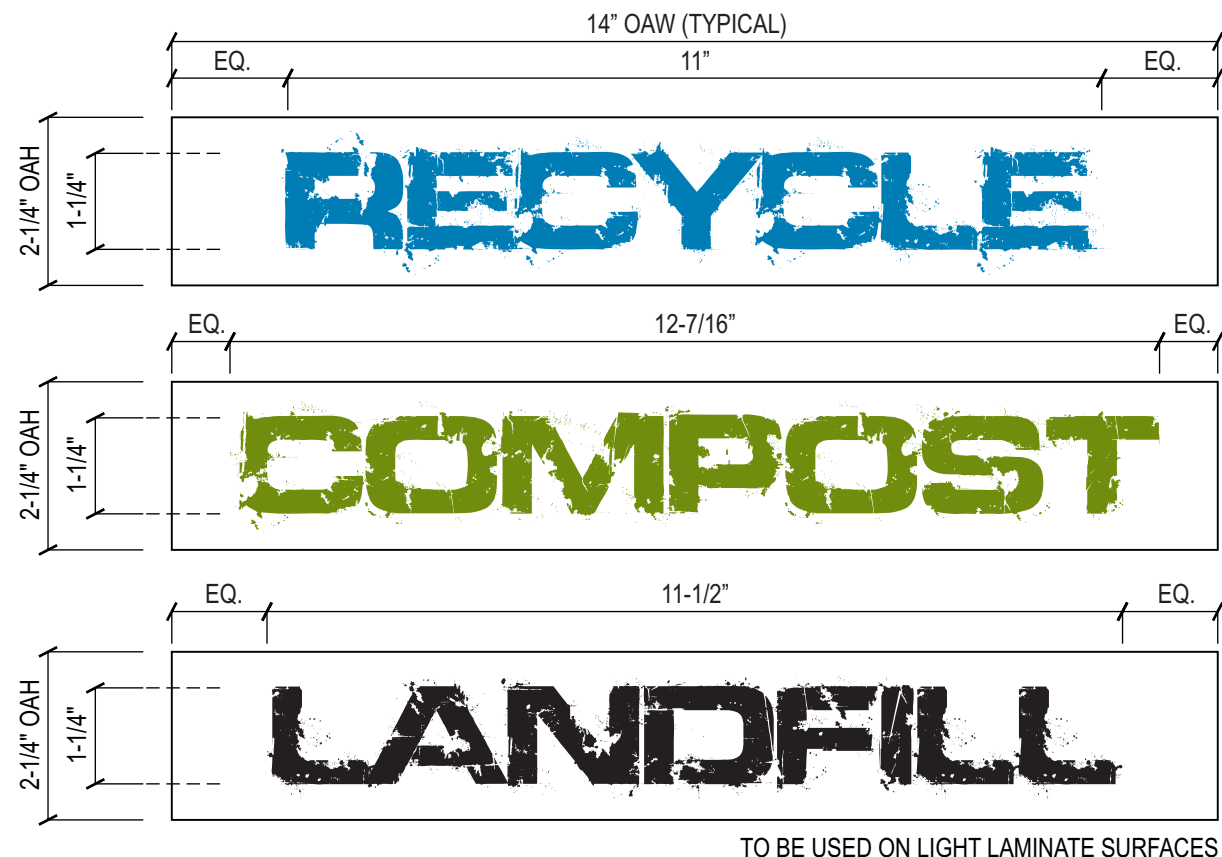
COLOR LEGEND

- BRUSHED #4 HORIZONTAL, SATIN FINISH
- 3M #7725-22 MATTE BLACK - OPAQUE



IDEAL CONDITION - SOLID DOORS w/ SIDE WINDOWS CONDITION 2 - DOORS w/out SIDE WINDOWS

PARTIAL ELEVATION - WALL PLACEMENT
 SCALE: 3/8"=1'-0"

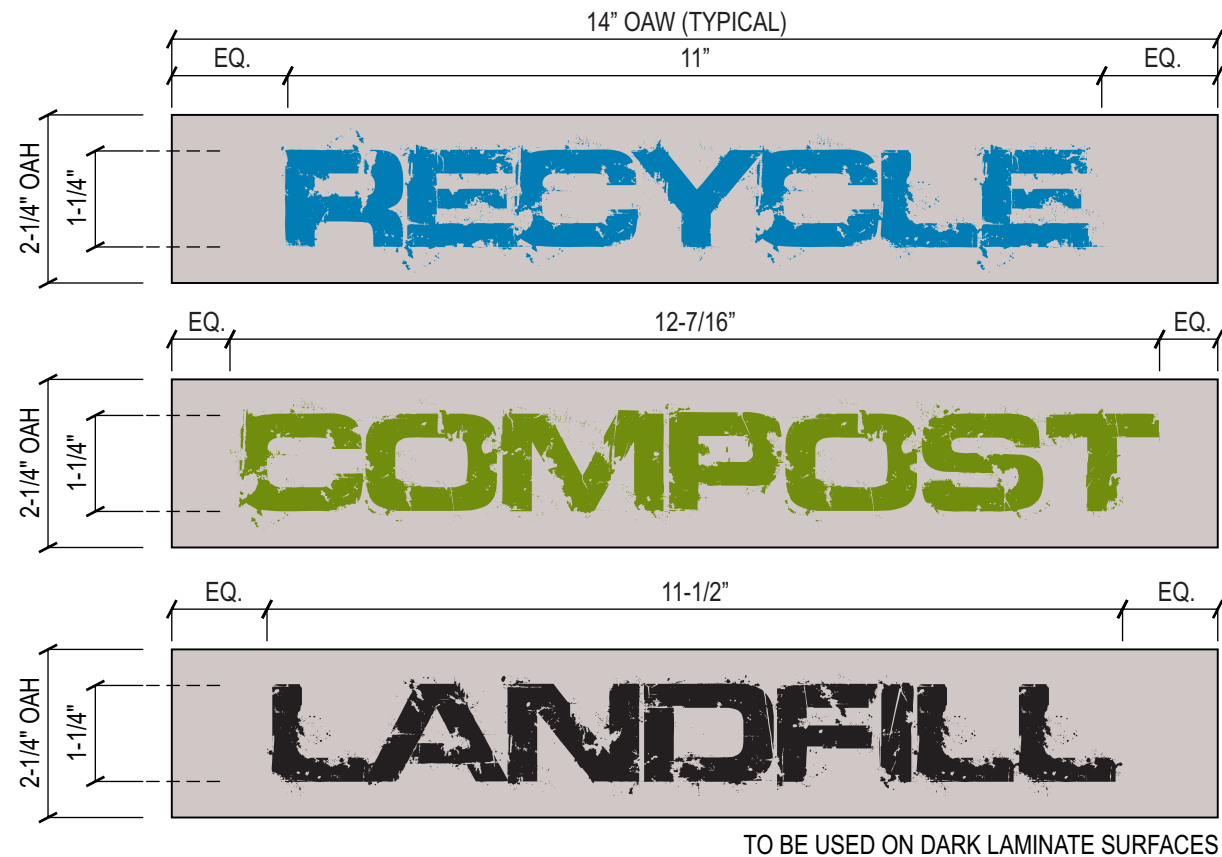


COLOR LEGEND

- PMS #7690c
- PMS #377c
- 3M #8150-114 CLEAR VINYL
- BLACK

BIN-A RECYCLE BIN DECAL
SCALE: NTS

SIGN SPECIFICATIONS:
BACKGROUND
3M #8150-114 CLEAR DECAL w/ FIRST SURFACE DIGITAL PRINTED GRAPHICS (FONT: DEFUSED)

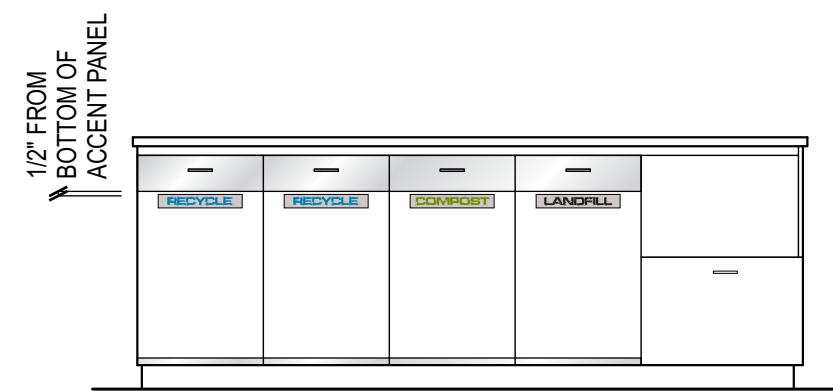


COLOR LEGEND

- PMS #7690c
- PMS #377c
- PMS COOL GRAY #3C
- BLACK

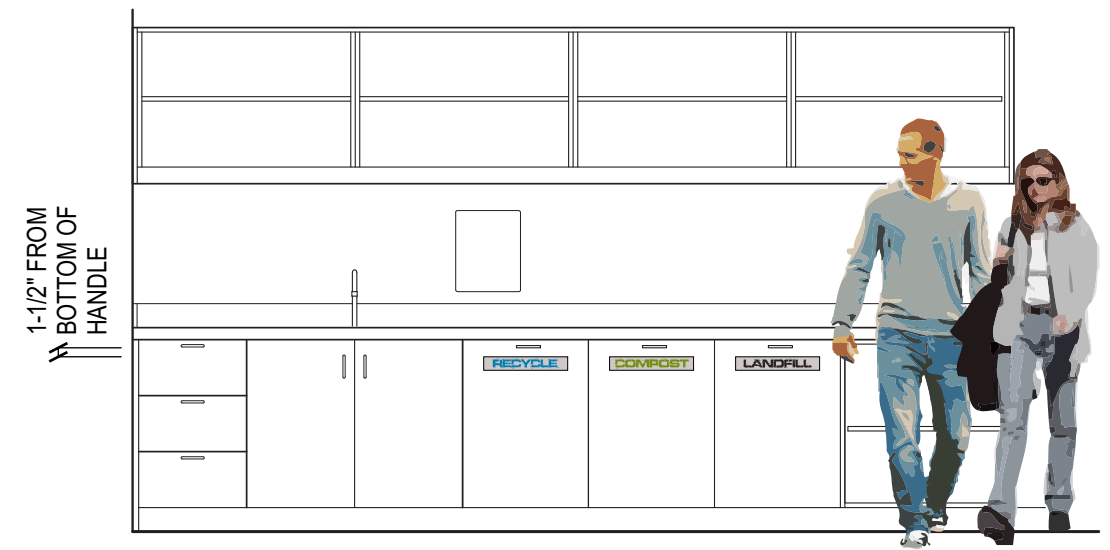
BIN-B RECYCLE BIN DECAL
SCALE: NTS

SIGN SPECIFICATIONS:
BACKGROUND
3M WHITE VINYL DECAL w/ FIRST SURFACE DIGITAL PRINTED GRAPHICS (FONT: DEFUSED)




TYP. APPLICATION OF BINS w/ ACCENT PANELS
SCALE: 3/8"=1'-0"

INSTALLATION NOTE:
INSTALL IN ORDER FROM LEFT TO RIGHT
INSTALL CENTERED HORIZONTALLY ON BIN.



TYP. APPLICATION OF BINS w/out ACCENT PANELS
SCALE: 3/8"=1'-0"



TO BE USED ON LIGHT LAMINATE SURFACES

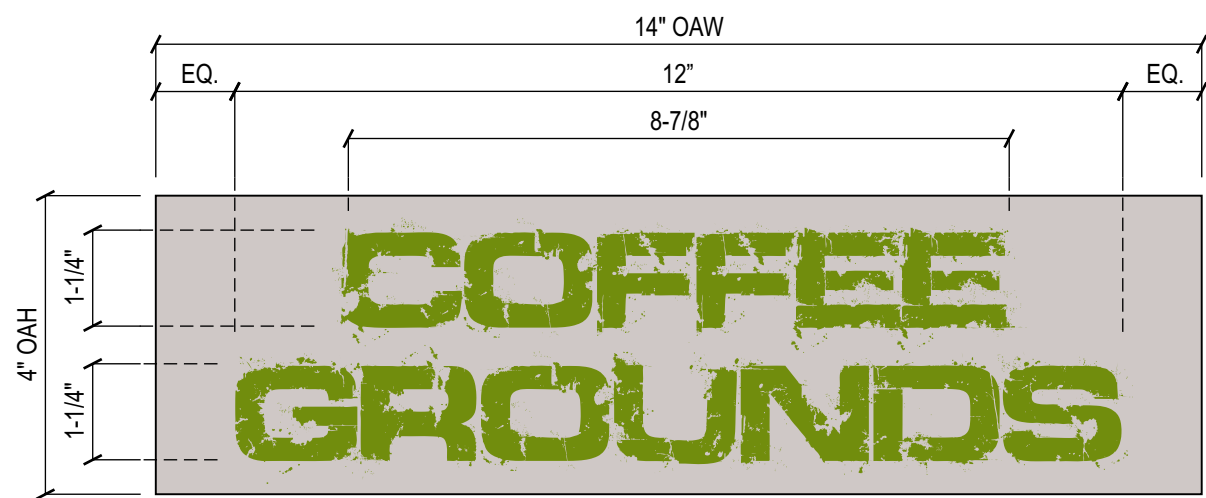
COLOR LEGEND

- PMS #7690c
- PMS #377c
- 3M #8150-114 CLEAR VINYL
- BLACK

COFFEE-A COFFEE BIN DECAL
SCALE: NTS

SIGN SPECIFICATIONS:

BACKGROUND
3M #8150-114 CLEAR DECAL w/ FIRST SURFACE
DIGITAL PRINTED GRAPHICS (FONT: DEFUSED)



TO BE USED ON DARK LAMINATE SURFACES

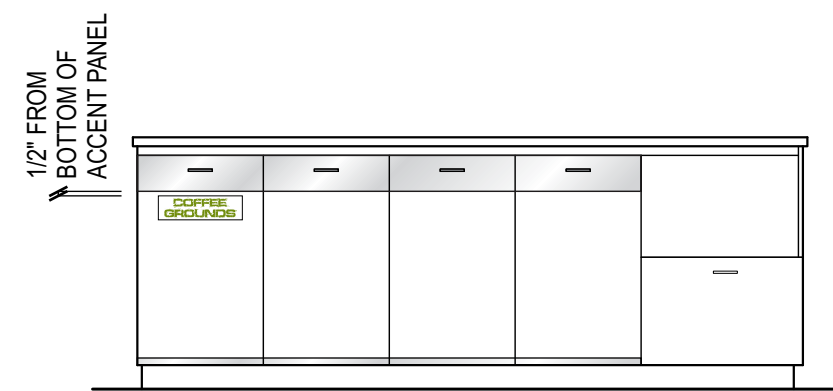
COLOR LEGEND

- PMS #7690c
- PMS #377c
- PMS COOL GRAY #3C
- BLACK

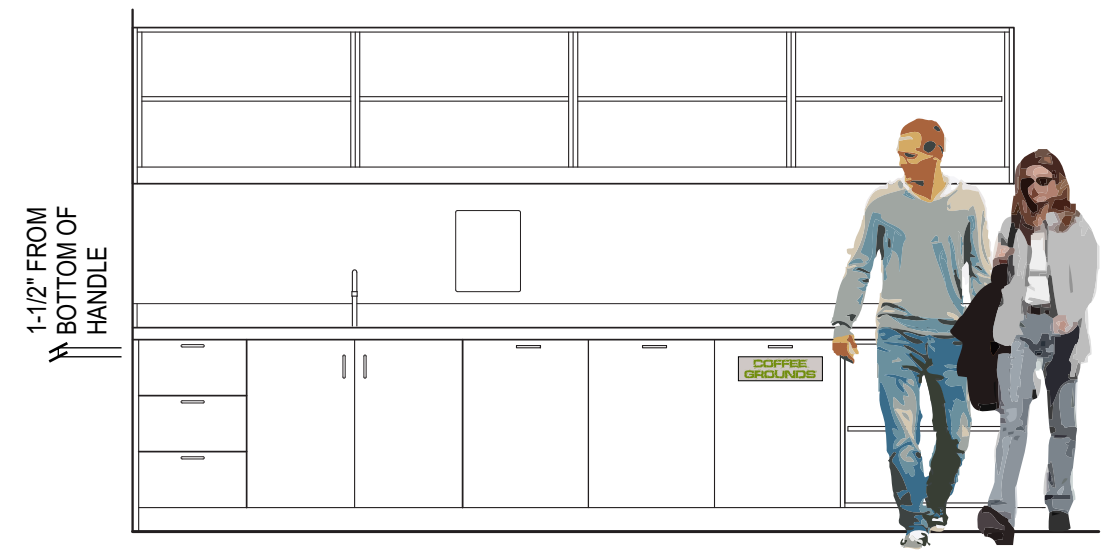
COFFEE-B COFFEE BIN DECAL
SCALE: NTS

SIGN SPECIFICATIONS:

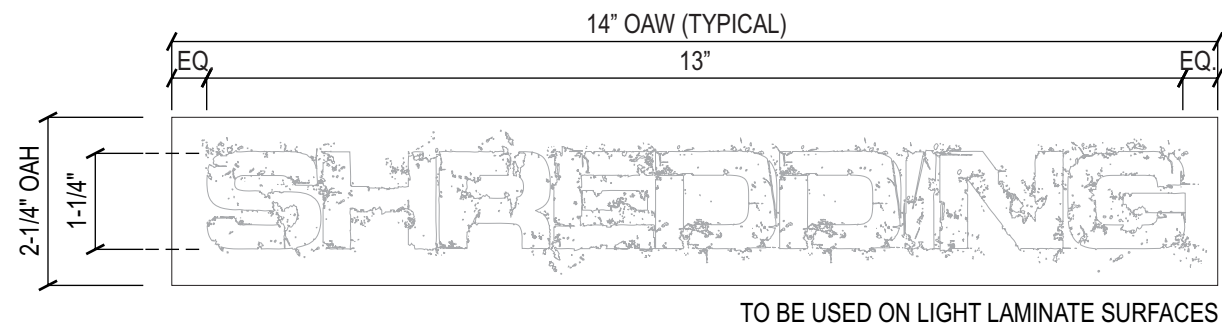
BACKGROUND
3M WHITE VINYL DECAL w/ FIRST SURFACE
DIGITAL PRINTED GRAPHICS (FONT: DEFUSED)



TYP. APPLICATION OF BINS w/ ACCENT PANELS
SCALE: 3/8"=1'-0"



TYP. APPLICATION OF BINS w/out ACCENT PANELS
SCALE: 3/8"=1'-0"



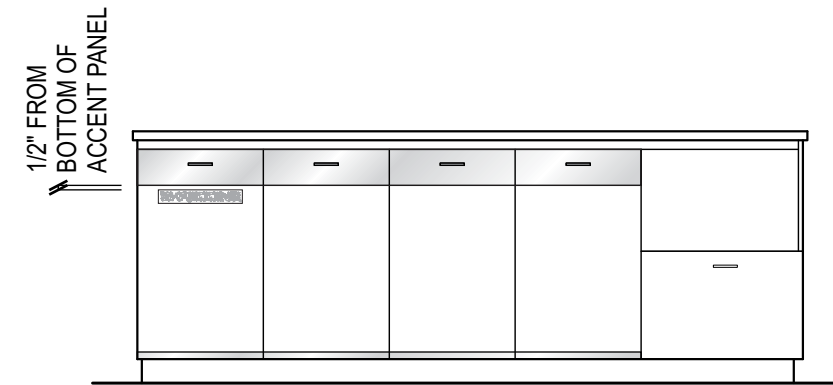
COLOR LEGEND

- WHITE
- 3M #8150-114 CLEAR VINYL

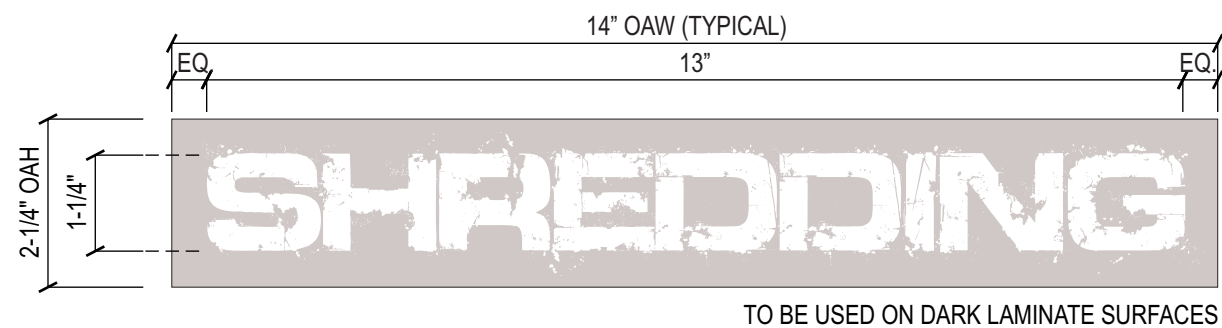
SHRED-A SHREDDING BIN DECAL
SCALE: NTS

SIGN SPECIFICATIONS:

BACKGROUND
3M #8150-114 CLEAR DECAL w/ FIRST SURFACE
DIGITAL PRINTED GRAPHICS (FONT: DEFUSED)



TYP. APPLICATION OF BINS w/ ACCENT PANELS
SCALE: 3/8"=1'-0"



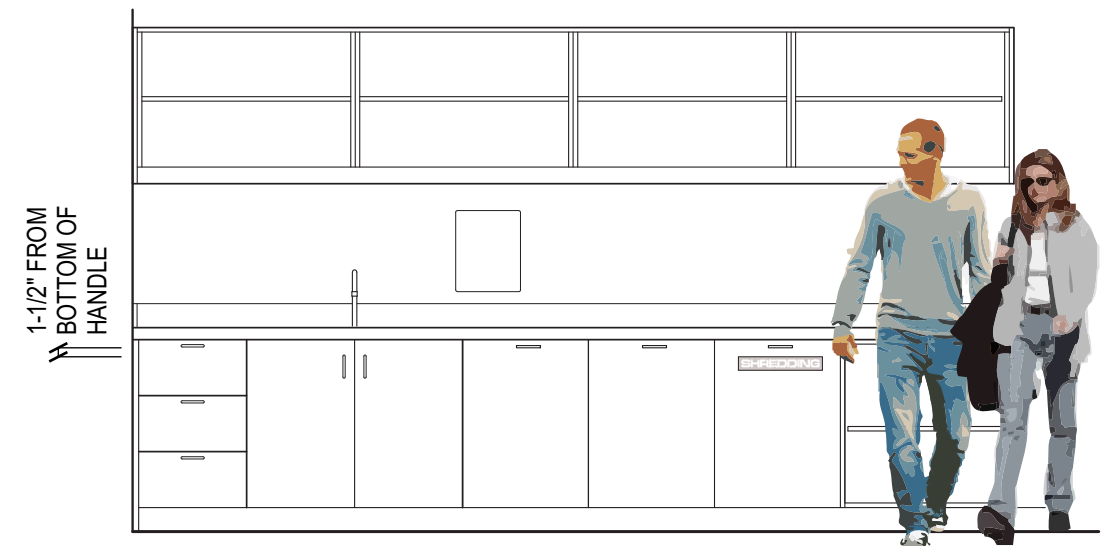
COLOR LEGEND

- WHITE
- PMS COOL GRAY #3C

SHRED-B SHREDDING BIN DECAL
SCALE: NTS

SIGN SPECIFICATIONS:

BACKGROUND
3M WHITE VINYL DECAL w/ FIRST SURFACE
DIGITAL PRINTED GRAPHICS (FONT: DEFUSED)



TYP. APPLICATION OF BINS w/out ACCENT PANELS
SCALE: 3/8"=1'-0"

Amazon Signage Programs:

Image Group is a turnkey provider of amazon branding approved signage programs that include all (interior wayfinding, environmental & exterior identity) signage elements.

We specialize in collaborating with site specific amazon contacts, property management, architectural and general contractor teams to provide comprehensive signage / wayfinding programs. We provide full project management coordination with coverage across the United States.

Image Group manages all phases from budget analysis and planning through design, engineering, fabrication, permits, installation and preventative maintenance. We offer flexibility, personalized service, efficient work flow, adherence to schedules with the delivery of quality products and service.

National Network:

Our dedicated signage team includes an alliance of field offices that support the seamless implementation of the amazon brand. From the initial phase of design and budget analysis through final installation, our staff provide the best innovative solutions available.

Services Provided:

- Budget analysis
- Sign program work plan
- Programming
- Design development
- Conceptual renderings / submittal
- Construction administration

Project Flow Milestones:

- Initial meeting with site management
- Customized shop drawings, message schedules and site plan overview
- Permit procurement and approval
- Coordination of all shop fabrication
- Delivery and installation of all signage
- Final walk-thru with any punch list items addressed and corrected

Manufacturing Services:

- Exceeding all applicable codes and the regulatory requirements of local municipalities, Underwriters Laboratories, NEC, OSHA and ADA.
- Finest quality materials, state of the art equipment and journeymen fabricators.

Installation Services:

- Comprehensive project management support
- Verification of all site conditions and field coordination
- Professional installation teams
- Post-installation support
- Sign maintenance plans

Contact Information:

National Alliance Network
 Main office phone - 858.345.1542
 Fax - 858.408.3203

Project Consultant:

Bart Haynes
 Direct - 206.455.0774
 Email - bhaynes@imagegroupusa.com

Project Consultant:

Mariana Buenrostro
 Direct - 818.919.0934
 Email - mariana@imagegroupusa.com

General Inquiries:

Information Desk
 Email - info@imagegroupusa.com

Bart Haynes is the first point of
 Contact for all inquires regarding
 Regional & national support

